

louis poulsen

Catalogue 2021

“Once you have
experienced good lighting,
life is filled with new values.”

- Poul Henningsen

Design to Shape Light

Louis Poulsen is a Danish lighting manufacturer founded in 1874 and born out of the Scandinavian design tradition where form follows function. The function and design of our products are tailored to reflect and support the rhythm of natural light.

Since our first collaboration with Poul Henningsen in 1924, his views on the dualities of design and light have influenced our light philosophy. Every detail in the design has a purpose. Every design starts and ends with light.

We believe in passionate craftsmanship that produces quality lighting and appealing design products. In close partnership with worldclass designers, architects and other talents, as Poul Henningsen, Arne Jacobsen, Verner Panton, Øivind Slaatto, Alfred Homann, Oki Sato and GamFratesi we have established Louis Poulsen as one of the key global suppliers of architectural and decorative lighting across the professional and private lighting markets for both indoor and outdoor applications.

Our means are simple and beautiful design. Our purpose is to create an attractive ambience that affects people and spaces.

We design to shape light.

Index

Designer Overview	8
Finding a Lost Icon	12
The Danish Way	18
A Design Icon Turns 50	24
PH5	28
News	32
Decorative Lighting	58
Architectural Lighting	184
Outdoor Lighting	234
Technical Info	286

Designer


Overview



Alfred Homann



Anu Moser



Arne Jacobsen



Bystrup Arkitekter/
Henning Larsen



Carsten Fischer/
Henning Larsen



Christian Flindt



Clara von
Zweigbergk



GamFratesi



Jakob Lange



Jakob Wagner



Jens Møller-Jensen




Julie Richoz



Peter Bysted



PLH Design as



Poul Henningsen



KiBiSi




Louise Campbell



Mads Odgård




Shoichi Uchiyama



Verner Panton



Vilhelm Lauritzen



Mikkel Beedholm



nendo - Oki Sato



Olafur Eliasson



Vilhelm Wohlert




Øivind Slaatto

Finding a

The PH Septima still looks stunningly poetic a hundred years on, appearing light as air, yet standing stronger than ever.

Perhaps Poul Henningsen already knew that he had a true icon on his hands when he finished the drawings in his studio in 1927. The seven-shade glass lamp by the Danish architect indisputably matched the decadent vogue of the decade in which it was born. Now, it is time for the PH Septima to dazzle a new era.

Lost Icon





A PH pendant for sure

A prototype of the PH Septima was exhibited at the Danish Museum of Decorative Art (now Designmuseum Danmark) in Copenhagen, in late September 1928. The press and public immediately adored it. There was no doubt that this was a PH lamp, even if its design was slightly finer and more delicate. Of course, the PH Septima also provided perfect, non-glaring light, which was directed downward as well as gently diffused through the alternating clear and frosted glass sections of its papery shades, all made of strong borosilicate glass shaped with Venetian glass techniques. The seven-shade glass lamp came to be regarded as Henningsen's most advanced pendant at the time.





One star after another

At the beginning of the 1930s, the PH Septima was introduced in a smaller size, and versions came along with both thin pink glass and amber-coloured glass. During the 1940s, however, raw materials became scarce, and the production of the PH Septima and many other lamps were halted altogether. Even so, while working on the PH Septima, Henningsen designed a metal version of the pendant, and although this version was never put into production, it did lay the groundwork years later for the highly acclaimed PH Artichoke. Now, we once again get to enjoy a leading light of the 1920s and Poul Henningsen's craftsmanship in design and lighting.

In the study, the direct light from the AJ Floor lamp is ideal for reading when lounging on the double daybed. The organically shaped VL Ring Crown by Vilhelm Lauritzen provides delightful overall lighting in the evening, while reinforcing natural daylight during the day.



The Danish Way

The Darling embraces its guests with high-quality ambient lighting and exclusive furniture by the most prominent Danish heritage designers. The stylish, 100-square-metre design guest house is located in the heart of Copenhagen where guests from all over the world are able to encounter a refined selection of iconic Louis Poulsen lamps designed by Arne Jacobsen, Poul Henningsen, Verner Panton and Vilhelm Lauritzen.

The Darling is a true testament to classic Danish lighting philosophy which places lighting at different heights and uses multiple lamps in the same room. As a result, the illumination becomes varied and more shadows appear, creating a captivating play between light and dark and generating a much more pleasant atmosphere.

Take a look inside The Darling, Copenhagen's new design guest house, and be inspired to illuminate your own home the Danish way, by creating beautiful islands of light.





The living room of the single-residence guest house is where visitors get cosy on the soft surfaces that are illuminated and shaped by the ambient lighting from the VL Ring Crown. The mix of illumination creates beautiful layers of lighting and an interesting play between light and shadows, resulting in a stylish and soothing atmosphere for guests.

The living room
 VL Ring Crown 7. Designed by Vilhelm Lauritzen.
 PH 3½-2½ Glass Floor.
 Designed by Poul Henningsen.
 AJ Table in Stainless steel polished.
 Designed by Arne Jacobsen.
 Panthella Floor. Designed by Verner Pantón.
 AJ Floor in Stainless steel polished.
 Designed by Arne Jacobsen.
 PH 2/1 Amber-Colored Glass Table (Limited Edition).
 Designed by Poul Henningsen.




PH Septima. Designed by Poul Henningsen.



Above the dining table hangs the PH Septima, a beautiful seven-shade glass lamp designed by Poul Henningsen. With its poetic shape and clear and frosted glass sections, the PH Septima diffuses a pleasantly delicate light that sets the stage in the heart of the residence.



AJ Floor in Stainless steel polished. Designed by Arne Jacobsen.
 PH 2/1 Pendant in Black metallised. Designed by Poul Henningsen.
 PH 3½-2½ Glass Table in Black metallised. Designed by Poul Henningsen.



A
Design
Icon
Turns
50



Celebrating the 50th anniversary of Panthella by Verner Panton

In 1971, Panthella was developed by world-renowned Danish architect Verner Panton. With its soft light and geometric silhouette, Panthella continues to serve as a beautiful example of Panton's timelessly appealing design that captivates spaces. In 2021, Louis Poulsen is introducing a new medium sized table lamp and a new distinctive brass metallised finish as a tribute to Panthella and its fiftieth anniversary.





PRH5

It is more than 60 years ago that one of the world's most well-known and popular lamps first saw the light of day. In 1958, the designer Poul Henningsen completed work on the PH 5 pendant, which in many ways marked the pinnacle of his long career. Since then, PH 5 has been an icon of Danish design, and a much-loved lamp that for generations has illuminated countless dining tables around the world.

Poul Henningsen, otherwise known as PH, had a mission: He wanted to create an electric lamp with pleasant, glare-free light. Taking this as his starting point, he developed a lighting philosophy and numerous lamps that would go on to become known worldwide. The first models were designed for the International Exhibition of Modern Decorative and Industrial Arts in Paris in 1924 in cooperation with Louis Poulsen. PH revolutionised the way in which lamps were conceived by allowing the shades to shield the light while directing it to where it was needed. His work culminated in 1958 with the launch of the PH 5, which soon became a huge success. But what was it that made this particular model so popular?

Good Light Rather Than Beautiful Lamps

PH's main focus was not designing beautiful lamps, but creating the best, the most pleasant and the most functional lighting. In developing many of his early models, he came a long way in achieving his original mission. In particular, he developed the famous three-shade system, which from the very beginning in 1926 was designed so that you did not see the lamp's incandescent filament from any angle. PH adopted a scientific approach, and the crystal-clear light source made it easy to follow the rays of light, and adjust the shades so that only indirect, reflected light was emitted by the lamp.

In the 1950s, PH ran into a temporary technical challenge: A new type of opaque incandescent source overran the market, replacing the original clear glass light source. This meant that the light no longer came from a single point in the lamp, but was instead emitted diffusely by the light source, making it harder to calculate the paths of the rays, and control the light so that it was glare-free. PH struggled with the problem for many years, and passionately argued in favour of the outstanding qualities of the original light sources. But with little effect. So, in connection with the launch of the PH 5, he wrote: "For ages, I've believed that what consumers want and common sense would prevail, but now I've become a fatalist. I yield to fate, and with Louis Poulsen's permission have designed a PH lamp which can take any sort of light source – a glow-worm, a Christmas candle or a 100-watt metal filament bulb. However, a fluorescent tube in its present form is too long."

Three-shade Fixture, Version 2.0

In the mid-1950s, PH started to work on the design of a new lamp which would become the PH 5, and after a couple of years of development, it was launched in 1958. The first and most famous model was the pendant, which was followed a short while later by some of the less well-known versions, among others a 200-watt pendant for hanging from high ceilings as well as a desk lamp. With its five visible concentric shades, the PH 5 was a successful development of the three-shade lamps, combining good, downward lighting with a top shade for illuminating the surrounding space. In order to achieve the ideal solution of glare-free lighting in the PH 5, Poul Henningsen

added two smaller shades to prevent unreflected light rays from being emitted by the lamp. Moreover, he incorporated an upwards-facing top shade, which distributed the light directly upwards in order to better illuminate the whole room.

PH was particularly aware of the qualities of illumination, and understood the importance of shadow as a necessary contrast to light. He defined four types of illumination which must be there for a light fixture to be effective, and which he designed most of his lamps to emit.

A PH 5 hanging above a dining table must firstly illuminate the table well so that you can see the food or read the newspaper. The second type of illumination is weaker, and is directed more diffusely out towards the perimeter of the table, so that the people sitting at the table are illuminated by a soft and pleasant glow without any hard facial shadows. The third type of illumination gently lights up the space beyond the table, so that you can see the floor. Finally, the fourth type of illumination helps to illuminate the room with a little uplight. PH 5 provides all four types of illumination to perfection, and therefore produces extremely comfortable and functional lighting, which largely explains the lamp's enduring popularity.

PH worked out that the best way of creating soft shadows and illumination which gradually faded the further away from the lamp you moved was by giving the lamp's shades a curvature that followed a logarithmic curve. In this way, the light is reflected differently the further away from the light source it hits the shades, thus avoiding harsh transitions in brightness. PH had also observed that the light being emitted by the incandescent lamp was yellowish, which he compensated for in the PH 5 by painting the internal parts in shades of red and blue. This finesse has no bearing on the colour of the outer side of the shades, as it is only the colours on the inside of the fixture housing which influence the colour of the illumination.

Unprecedented Influence on Danish Design

PH's functionalistic approach and inherent common sense have had a huge impact on all areas of Danish design – from furniture and architecture to fashion and lifestyle. The Danish fashion designer and clothing manufacturer Mads Nørgaard once said: "Inside any Danish designer is a PH lamp." In other words, the Danish fashion industry is influenced by PH's bold innovation, and his determination to deliver good and simple design at affordable prices. These are ideals which have helped to secure Danish and Scandinavian design the international success and attention it has been enjoying for decades.

There is no question that this is a design heavyweight which is celebrating a landmark anniversary. For 60 years, the PH 5 has maintained its popularity, and is today the best-selling Louis Poulsen lamp ever. It has won countless international design awards, and design aficionados all over the world continue to seek out this simple yet distinctive lamp when looking for comfortable and functional lighting for their homes. The PH 5 is enjoying renewed interest following the introduction of a mini-version in seven new colours in spring 2017. In 2018, we will build on this success by relaunching the classic PH 5 in the same exquisite colour shades.

PH was a self-taught architect, and was particularly well-known for his lamps and his system of constructing lamps and shades to shield the electric light. Over more than 30 years, PH developed a wide range of lamp designs in close collaboration with Louis Poulsen, which still has the pleasure of manufacturing and marketing a large number of PH lamps PH also designed houses and furniture, was head architect at the Tivoli amusement park in Copenhagen, wrote numerous op-eds, and became widely known in Denmark as the author of many popular and socially critical revue songs.



**Ne
ws**

**20
21**



Panthella Table 320

by Verner Panton

Panthella Mini



by Verner Panton



Flindt Garden

by Christian Flindt

Flindt Plaza

by Christian Flindt



VL Studio

by Vilhelm Lauritzen



VL Studio Wall



VL Studio Table 150



VL Studio Table / Floor 250



VL Studio Floor 350



Keglen

by BIG Ideas, Jakob Lange



Panthella Grey Opal

by Verner Panton



Panthella Grey Opal 320



Panthella Grey Opal Portabel



Panthella Grey Opal Mini

Bysted Garden

by Peter Bysted

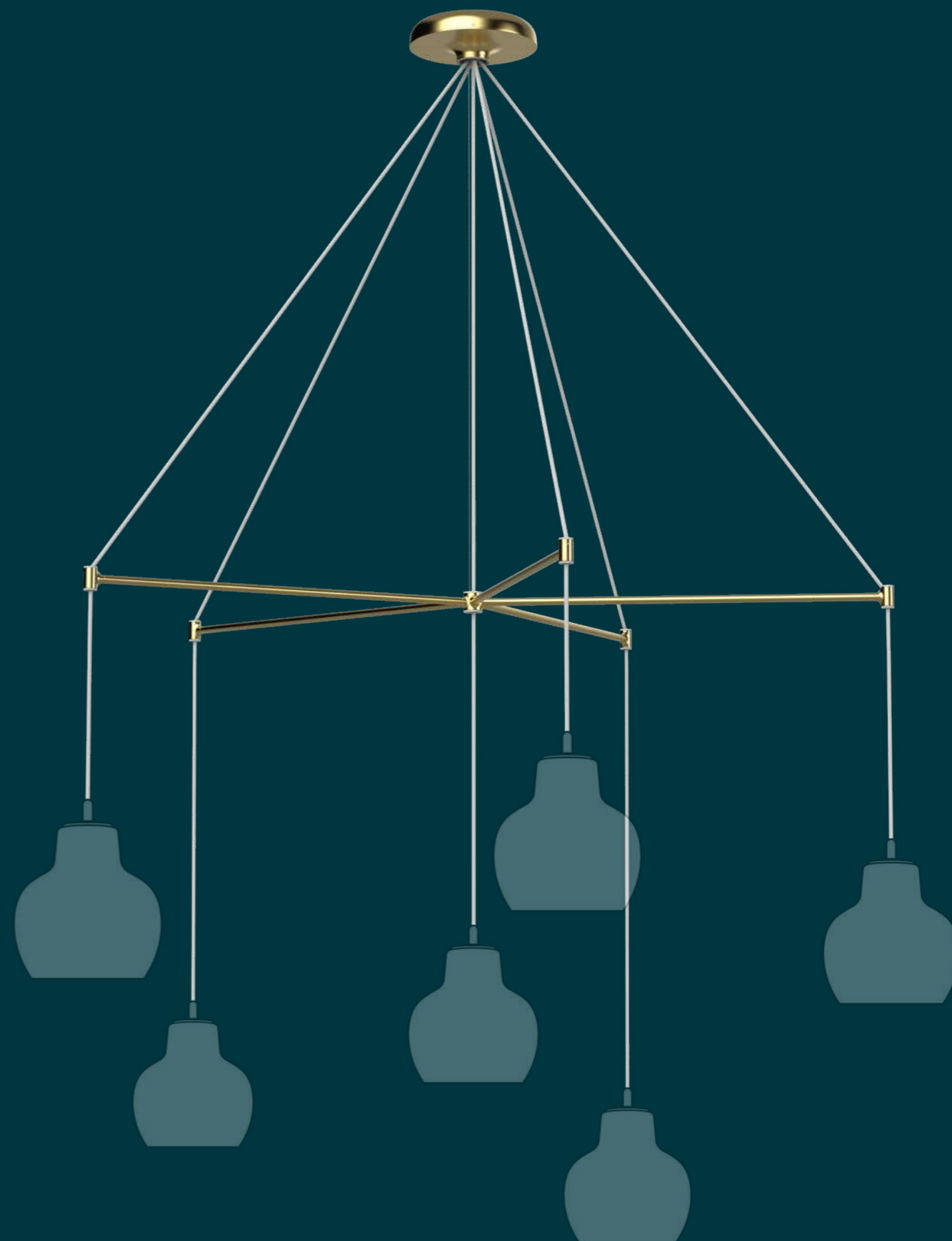





Patera Oval

by Øivind Slaatto

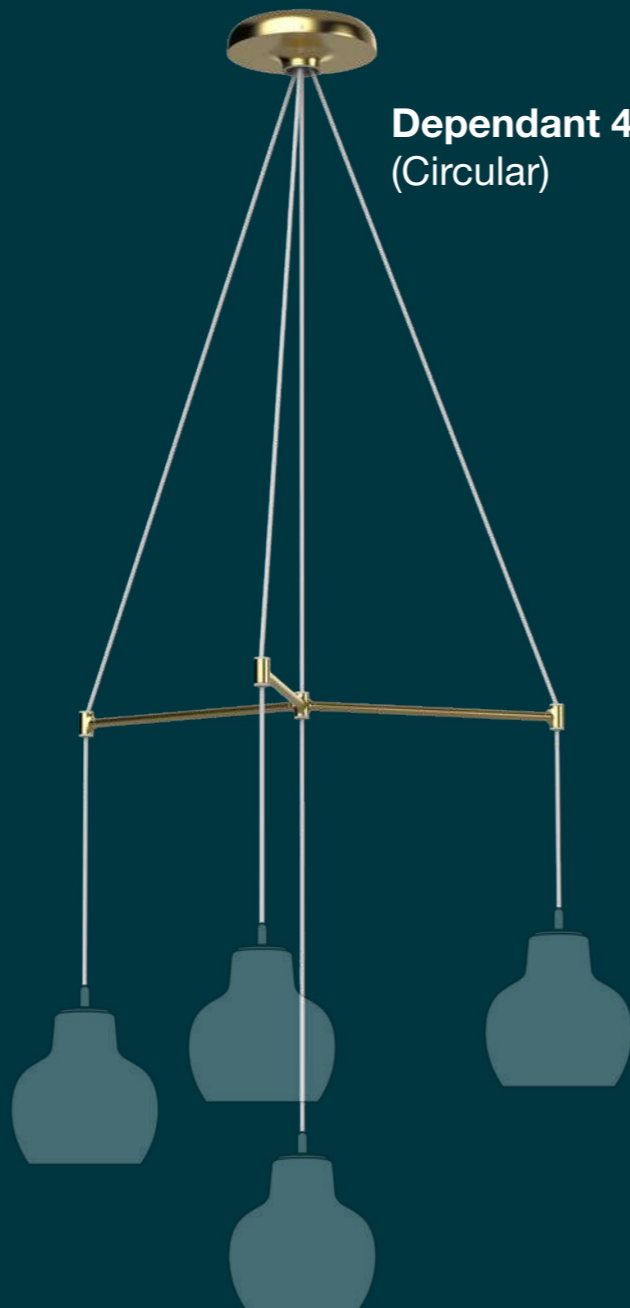
De pen dant



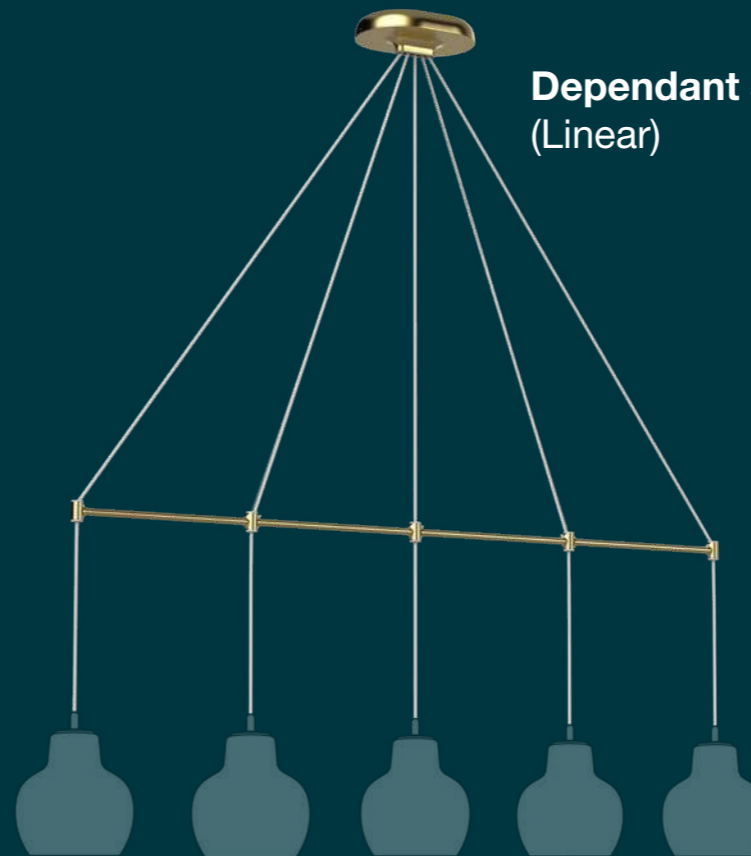
Dependant 3
(Linear)



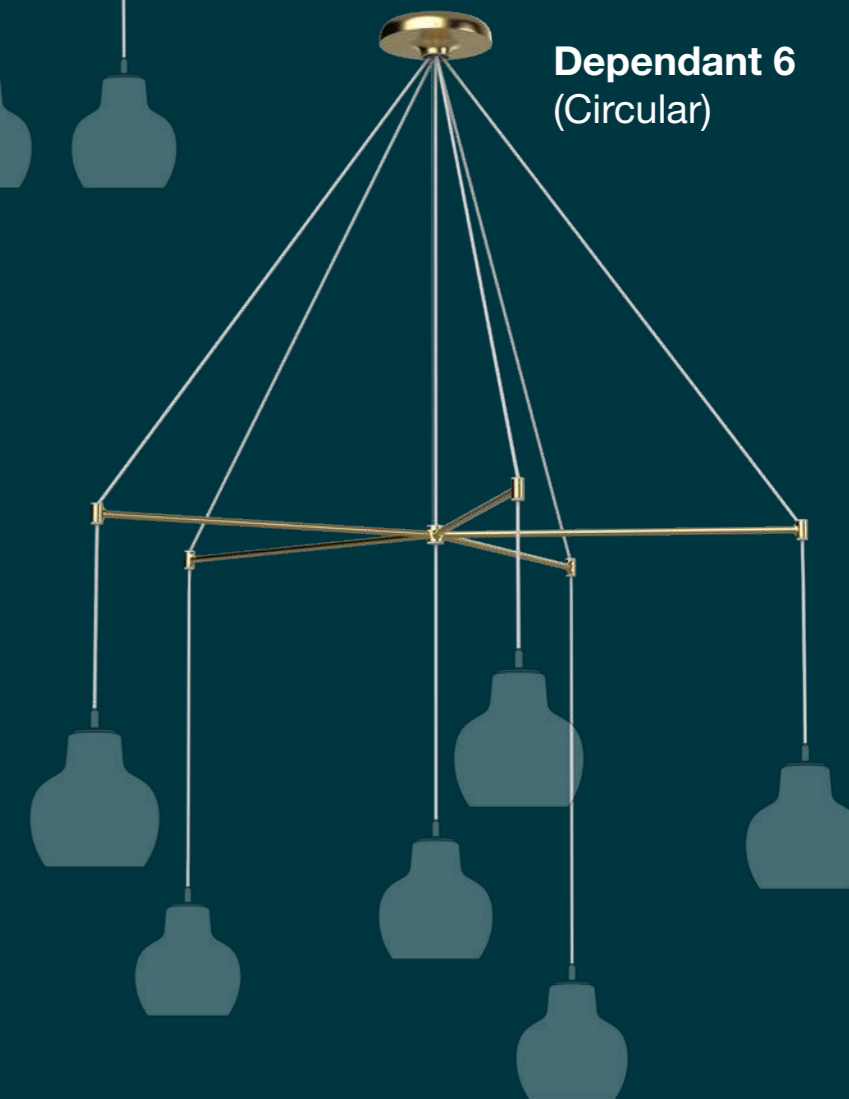
Dependant 4
(Circular)



Dependant 5
(Linear)



Dependant 6
(Circular)



Dependant

by Kilo Design

The new Dependant by Kilo Design

is a suspension system designed for clustering and custom configuration of multiple pendants that leaves a strong, elegant impact through simple repetition. The Dependant collection consists of a linear and a circular version, both available in two dimensions. Designed for flexible use in different settings, the adaptable suspension system allows for each individual pendant to be positioned at the preferred height. Dependant is available in three different finishes to match the selection of pendants and the surrounding environment.

The Question Mark

by Poul Henningsen



Technical info p. 297

Decorative Lighting

Decorative

Pendant



Above



AJ Royal



Cirque



Collage



Doo-Wop



Enigma 425



Enigma 545



Enigma 825



Keglen



LC Shutters



Moser



OE Quasi



Patera



PH 2/1 Glass Pendant



PH 2/1 Stem Fitting



PH 3/2 Academy Crown



PH 3/2 Glass Pendant



PH 31/2-3 Glass Pendant



PH 31/2-3 Pendant



PH 4/3 Pendant



PH 41/2-4 Glass Pendant



PH 5



PH5, Monochrome




PH 5 Mini



PH 5 Mini, Monochrome



PH 5-41/2 & PH 61/2-6



PH Artichoke



PH Artichoke Glass



PH Louvre



Septima



PH Snowball



Toldbod Pendant



Toldbod Glass Pendant



VL45 Radiohus Pendant

Pendant



VL Ring Crown



Wohler

Floor



AJ Floor



NJP Floor



Panthella Floor



PH 3 1/2-2 1/2 Floor



PH 4 1/2-3 1/2 Glass Floor



PH 80



VL38 Floor



Yuh Floor

Decorative

Table



AJ Table



AJ Mini



NJP Table



Panthella Table 400



Panthella Mini



Panthella Portable



PH 2/1 Table



PH 3½-2½ Glass Table



PH 3/2 Table



PH 3½-2½ Table



PH 4/3 Table



PH 4½-3½ Glass Table



Yuh Table



VL38 Table

Wall



AJ Wall



PH 2/1 Wall



PH 3/2 Wall



PH Hat



VL38 Wall



VL Ring Crown



Yuh Wall

Pendant

Pendant

Pendant

Pendant

Pendant



Above
by Mads Odgård



AJ Royal

by Arne Jacobsen



Cirque

by Clara von Zweigbergk

Collage

by Louise Campbell



Doo-Wop



by Louis Poulsen

Enigma



by Shoichi Uchiyama



Keglen

by BIG Ideas, Jakob Lange



LC Shutters

by Louise Campbell



by Anu Moser

Moser



Quasi

by Olafur Eliasson



Patera

by Øivind Slaatto



PH 2/1 Glass Pendant
by Poul Henningsen



PH 2/1 Stem Fitting
by Poul Henningsen

PH 3/2 Academy Crown

by Poul Henningsen





PH 3/2 Glass Pendant

by Poul Henningsen

PH 3 1/2-3 Glass Pendant

by Poul Henningsen





**PH 3½-3 Pendant
by Poul Henningsen**





PH 4/3 Pendant

by Poul Henningsen

PH 4½-4 Glass Pendant
by Poul Henningsen





PH5

by Poul Henningsen




PH5 Monochrome

by Poul Henningsen

PH 5 Mini



by Poul Henningsen




PH5 Mini Monochrome

by Poul Henningsen



PH 5-4½ & PH 6½-6 'Charlottenborg'

by Poul Henningsen



PH Artichoke

by Poul Henningsen

PH Artichoke Glass

by Poul Henningsen





PH Louvre

by Poul Henningsen



PH Seppitima

by Poul Henningsen

PH Snowball

by Poul Henningsen





Toldbod Pendant



by Louis Poulsen



Toldbod Glass Pendant
by Louis Poulsen



VL45 Radiohus Pendant

by Vilhelm Lauritzen

VL Ring Crown

by Vilhelm Lauritzen



Wohlert

by Vilhelm Wohlert



Floor



AJ Floor

by Arne Jacobsen

NJP Floor

by nendo



Panthella Floor

by Verner Panton



PH 3½-2½ Floor



by Poul Henningsen

PH 4½-3½ Glass Floor



by Poul Henningsen

PH 80

by Poul Henningsen



VL38 Floor

by Vilhelm Lauritzen





Yuh Floor

by GamFratesi

Tabole

Tabole

Tabole

Tabole

Tabole



AJ Table

by Arne Jacobsen

AJ Mini



by Arne Jacobsen

NJP Table

by nendo





Panthella Table 400

by Verner Panton

Panthella MINI

by Verner Panton





Panthella Portable

by Verner Panton




PH 2/1 and PH 3 $\frac{1}{2}$ -2 $\frac{1}{2}$ Glass Table

by Poul Henningsen

PH 3/2 Table

by Poul Henningsen





PH 3 1/2-2 1/2 Table

by Poul Henningsen



PH 4/3 Table

by Poul Henningsen



PH 4½-3½ Glass Table

by Poul Henningsen

Yuh Table

by GamFratesi





VL38 Table
by Vilhelm Lauritzen

wall



AJ Wall

by Arne Jacobsen




by Poul Henningsen



PH Hat

by Poul Henningsen



VL38 Wall

by Vilhelm Lauritzen





VL Ring Crown

by Vilhelm Lauritzen



Yuh Wall

by GamFratesi



Architectural Lighting

Architectural

Recessed



AH mini short



AH mini tall



Ballerup



Ballerup Mini



Basic Mini



LP Circle Recessed



LP Circle Semi Recessed



LP Slim Round Recessed



LP Slim Round Semi Recessed



Munkegaard



Munkegaard Mini

Surface mounted



AJ Eklipta



LP Circle Surface Mounted



LP Grand Surface Mounted



LP Slim Round Surface Mounted



Ripis



Silverback

Suspended



LP Circle Suspended



LP Charisma King



LP Cité



LP Grand Suspendend



LP Slim Box



LP Slim Round Suspended



Silverback Suspended

Wall



AJ Eklipta



Flindt Wall



LP Grand Wall



LP Slim Round Wall



NJP Wall



Ripis



Silverback Wall

Recessed

Recessed



AH Mini Short



AH Mini Tall

by Alfred Homann



Ballerup Mini



Ballerup

by C. J. Nørgaard Pedersen & P. Hougaard Nielsen

Basic Mini

by Louis Poulsen



LP Circle



by Mikkel Beedholm/KHR Arkitekter

LP Slim Round

by Louis Poulsen

Munkegaard

by Arne Jacobsen



Munkegaard Mini

by Arne Jacobsen

Surface

Mounted

Surface

Mounted

Surface

Mounted

Surface

AJ Eklipta


by Arne Jacobsen



LP Circle

by Mikkel Beedholm/KHR Arkitekter

Technical info p. 301





LP Grand

by Christian Flindt



LP Slim Round

by Louis Poulsen



RipIs

by Jakob Wagner



Silverback

by KiBiSi

Suspended

Suspended

Suspended

Suspended

Suspended



LP Circle

by Mikkel Beedholm/KHR arkitekter

LP Charisma King



by PLH Design



LP Cité
by Julie Richoz



LP Grand
by Christian Flindt

LP Slim Box



by Louis Poulsen A/S



LP Slim Round

by Louis Poulsen



Silverback

by KiBiSi

Wall



AJ Eklipta

by Arne Jacobsen



Flindt Wall

by Christian Flindt




LP Grand Wall

by Christian Flindt

LP Slim Round Wall

by Louis Poulsen





NJP Wall

by nendo



Ripis

by Jakob Wagner



by KiBiSi

Outdoor Lighting

Outdoor

Wall & Ceiling



AJ 50 Wall



AJ Eklipta



AL 600



Albertslund Wall



Flindt Wall



Kipp Wall



LP Icon Mini Opal Wall



Nyhavn Wall



PH 3-2½ Wall



PH Wall



Skot Ceiling



Skot Wall



Toldbod Wall

Post



Albertslund Maxi Post



Albertslund Mini Post



Homann Park



Kipp Post



LP Capsule



LP Icon Mini Opal Post



LP Nest



LP Xperi



Toldbod Post

Bollard



Bysted



Flindt Bollard



Kipp Bollard



H-Bollard



PH 3-2½ Bollard



Rubbie



Skot Bollard



Toldbod 155 Bollard



Waterfront

Wall & Ceiling



AJ 50 Wall
by Arne Jacobsen



AJ Eklipsta

by Arne Jacobsen

AL 600



by Mads Odgård



Albertslund Wall

by Jens Møller-Jensen

Flindt Wall



by Christian Flindt




Kipp Wall

by Alfred Homann

LP Icon Mini Opal Wall



by Mads Odgård



Nyhavn Wall

by Alfred Homann



PH 3-2 1/2 Wall

by Poul Henningsen

PH Wall


by Poul Henningsen





Skot Wall and Ceiling

by LK as



Toldbod Wall

by Louis Poulsen

Bollard

Bollard



Bysted

by Peter Bysted

Flindt Bollard

by Christian Flindt



by Alfred Homann



by Architekten Kreikenbaum & Heinemann

PH 3-2½ Bollard

by Poul Henningsen





Rubbie

by Peter Bysted



by LK as

Skot Bollard

Toldbod Bollard

by Louis Poulsen





Waterfront

by Dan Borgen Hasløv

P

O

S

t



Albertslund Maxi Post

by Jens Møller-Jensen



Albertslund Mini Post

by Jens Møller-Jensen




Homann Park

by Alfred Homann

Kipp Post

by Alfred Homann



LP Capsule

by Carsten Fischer/Henning Larsen

LP Icon Mini Opal Post



by Mads Odgård

LP Nest




by Bystrup Architects

LP Xperi



by Christian Flindt



Toldbod Post
by Louis Poulsen

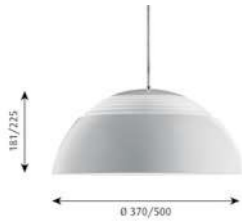
Technical Info



Above 175/250/400/550
Pendant

Page: 66
Design: Mads Odgård

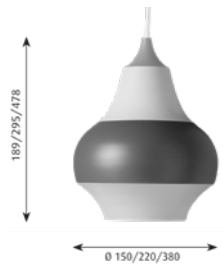
Finish: White, matt or Black, matt, wet painted.
Material: Shade: Spun aluminium.
Weight: Max. 4.3kg.
Class: Ingress protection IP20. Electric shock protection II w/o. ground.
Light source: Ø 175+Ø 250: 1 x 60W E27, Ø 400 + Ø 550: 1x100W E27 Light source also LED 42W, Dim2Warm, 3000K, Class: LED Cl.I
Info notes: Bottom antiglare shades are available as accessories.



AJ Royal 250/370/500
Pendant

Page: 68
Design: Arne Jacobsen

Finish: White or black, wet painted.
Material: Shades: Spun aluminium.
Rings: Steel.
Diffusor: Frosted acrylic
Weight: Max 5.9kg.
Class: Ingress protection IP20. Electric shock protection I w. ground.
Light source: Light source LED 2700K 16W. Lumen: 1100



Cirque 150/220/380
Pendant

Page: 70
Design: Clara von Zweigbergk


Finish: Grey top, Copper top, Red top, Yellow top, wet painted.
Material: Shade: Drawn aluminium.
Weight: Max. 3kg.
Class: Ingress protection IP20. Electric shock protection II w/o. ground.
Light source: Ø 150: 25W E27, Ø 220: 40W E27, Ø 380: 60W E27.



Collage 450
Pendant

Page: 72
Design: Louise Campbell

Finish: White Matt.
Material: Suspension: Natural anodised aluminium.
Shades: Laser cut matt acrylic.
Weight: Max. 3kg.
Class: Ingress protection IP20. Electric shock protection II w/o ground.
Light source: 70W E27.
Info notes: Top- and bottom antiglare shades are available as accessories.



Collage 600
Pendant

Page: 72
Design: Louise Campbell


Finish: White Matt.
Material: Suspension: Natural anodised aluminium.
Shades: Laser cut matt acrylic.
Weight: Max. 4.5kg.
Class: Ingress protection IP20. Electric shock protection II w/o ground.
Light source: 70W E27.
Info notes: Top- and bottom antiglare shades are available as accessories.



Dependent
Pendant

Page: 52
Design: Kilo Design

Finish: Brass metallised, Black or White, powder coated.
Material: Canopy and fitting/tubes: Aluminium. Grommets/inserts: Plastic, black for black version and white for brass metallised and white. Wire: White and Brass: Steel, Black: black wire. Pinot/set screw in fittings: Brass and White: white, Black: black
Class: Canopy: Ingress protection IP20. Electric shock protection I
Info Notes: Dependant 3 (Linear): Full length=748mm. Dependant 4 (Circular): Full length=742mm. Dependant 5 (Linear): Full length=1249mm. Dependant 6 (Circular): Full length=1248mm. Tubes height for all: Ø12mm. Fitting height for all=33,6mm.



Doo-Wop
Pendant

Page: 74
Design: Louis Poulsen A/S in cooperation with the Navy Buildings Departme

Finish: White or Dark Grey, powder coated or polished untreated Brass, Copper or Stainless Steel.
Material: Shade: Spun aluminium, brass, copper or stainless steel.
Suspension: Spun aluminium.
Struts: Stainless steel.
Weight: Max. 2Kg.
Class: Ingress protection IP20. Electric shock protection II w/o ground.
Light source: 60W E27.



Enigma 425
Pendant

Page: 75
Design: Shoichi Uchiyama

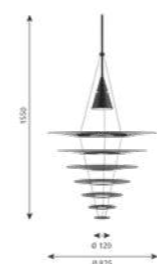
Finish: Brushed aluminium, clear coated or black wet painted.
Shades: White or black acrylic.
Material: Cone and pendant tube: Lacquered or wet painted brushed aluminium.
Wire: Stainless steel. Shades: Acrylic.
Weight: Max. 1.3kg.
Class: Ingress protection IP20. Electric shock protection II w/o ground.
Light source: 20W GU10.



Enigma 545
Pendant

Page: 75
Design: Shoichi Uchiyama

Finish: Brushed aluminium, clear coated or black wet painted.
Shades: White or black acrylic.
Material: Cone and pendant tube: Lacquered or wet painted brushed aluminium.
Wire: Stainless steel. Shades: Acrylic.
Weight: Max. 2kg.
Class: Ingress protection IP20. Electric shock protection II w/o ground.
Light source: 40W GU10.



Enigma 825
Pendant

Page: 75
Design: Shoichi Uchiyama

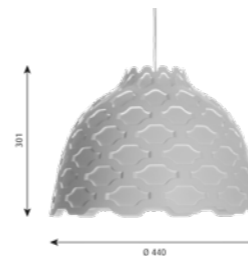
Finish: Aluminium coloured or black wet painted, aluminium. Shades: White or black acrylic.
Material: Cone and pendant tube: Wet painted aluminium.
Wire: Stainless steel.
Shades: Acrylic.
Weight: Max. 7.7kg.
Class: Ingress protection IP20. Electric shock protection I w. ground.
Light source: Integrated LED unit, LED 3000K 57W.



Keglen 175/250/400/650
Pendant

Page: 76
Design: Jakob Lange - BIG Ideas

Finish: Black or white, matt, wet painted.
Material: Shade: Spun aluminium.
Diffusor: Injection moulded PC.
Weight: Max. 6.6kg
Class: Ingress protection IP20. Electric shock protection II.
Light source: Light source LED 2700K 21W. Lumen: 1195

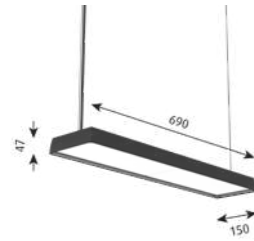


LG Shutters
Pendant

Page: 78
Design: Louise Campbell

Finish: White, powder coated.
Material: Shade: Spun aluminium. Punched and embossed.
Suspension: Powder coated die casted aluminium.
Diffuser ball: Mouth-blown white opal glass.
Weight: Max. 3.2kg.
Class: Ingress protection IP20. Electric shock protection II.
Light source: 70W E27.

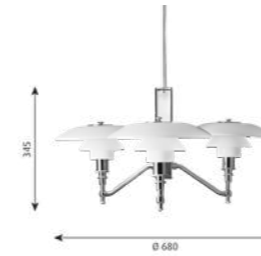
290



LP Slim Box Pendant
 Page: 218
 Design: Louis Poulsen

Finish: White or black, powder coated or clear lacquered, pickled aluminium.
Material: Frame/Housing: Die cast Aluminium, Light Engine bottom: Acrylic (Opal or clear). Light Engine top: Acrylic opal. Top diffuser: Acrylic. Canopy Cover: ABS
Weight: Single: Max. 5kg.
 Double: Max. 8kg.
Class: Ingress protection IP20. Electric shock protection I.
Light source: LED 3000K, 4000K, Kelvin adjustable

PH 3/2 Academy Crown Pendant
 Page: 86
 Design: Poul Henningsen



Finish: High lustre chrome plated. White opal glass
Material: Shades: Mouth-blown white opal glass. Frame: High lustre chrome plated, extruded brass. Suspension: High lustre chrome plated, extruded brass.
Weight: Max. 6kg.
Class: Ingress protection IP20. Electric shock protection II w/o ground.
Light source: 3x40W E14.

291



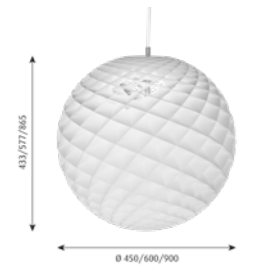
Moser 185/205 Pendant
 Page: 79
 Design: Anu Moser

Finish: Matt white opal glass.
Material: Suspension: Polished aluminium. Shade: Mouth-blown matt white opal glass.
Weight: Max. 2.5kg.
Class: Ingress protection IP20. Electric shock protection II w/o ground.
Light source: 40W E27.
Info notes: Ø 185 and Ø 205 use the same suspension.

PH 3/2 Glass Pendant Pendant
 Page: 88
 Design: Poul Henningsen



Finish: Brass metallised, black metallised or high lustre chrome plated. White opal glass.
Material: Shades: Mouth-blown white opal glass. Suspension: Brass metallised, black metallised or high lustre chrome plated, brass.
Weight: Max. 1.5kg.
Class: Ingress protection IP20. Electric shock protection I w. ground.
Light source: 75W E27.



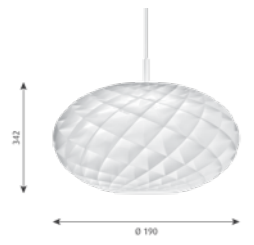
Patera 450/600/900 Pendant
 Page: 82
 Design: Øivind Slaatto

Finish: White, matt coated or silver coloured.
Material: Shade: Cut matt PVC or cut PET prism foil. Suspension: E27: Matt-chromed brass and die cast acrylic. LED: Matt white.
Weight: E27: Max. 7.1kg. LED: Max. 12.1kg
Class: Ingress protection IP20. Electric shock protection: Ø 450+Ø 600+Ø 900 LED and Ø 900 E27: I w. ground. Ø450 + Ø 600 E27: II w/o ground.
Light source: Ø 450: 60W E27, Integrated LED unit 2700K 42W or 3000K 42W. Ø 600: 1x100W E27, Integrated LED unit 2700K 65W or 3000K 65W. Ø 900: 1x100W E27, Integrated LED unit 3000K 96W or 2700K.

PH 3½-3 Glass Pendant Pendant
 Page: 90
 Design: Poul Henningsen



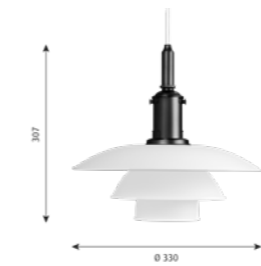
Finish: Brass metallised, black metallised or high lustre chrome plated. White opal glass.
Material: Shades: Mouth-blown white opal glass. Suspension: Brass metallised, black metallised or high lustre chrome plated, brass.
Weight: Max. 2.2kg.
Class: Ingress protection IP20. Electric shock protection II w/o ground.
Light source: 70W E27.



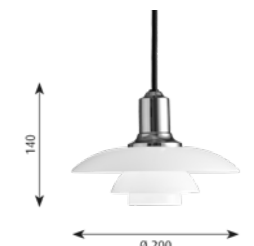
Patera Oval Pendant
 Page: 50
 Design: Øivind Slaatto

Finish: White, matt.
Material: Shade: Cut matt PVC foil. Frame: White, opal, matt coated, Injection moulded polycarbonate. Suspension E-socket: White, opal, matt coated, Injection moulded polycarbonate. Suspension LED: Matt white, Die cast aluminium. Diffuser plate: Injection moulded polycarbonate.
Weight: Max. 3.4kg.
Class: Ingress protection IP20. Electric shock protection I w. Ground (LED). Electric shock protection II. w/o ground (E-socket).
Light source: E27/E26 Max. 60W or built-in LED (2700K or 3000K, 42W).

PH 3½-3 Pendant Pendant
 Page: 92
 Design: Poul Henningsen



Finish: Red, green, yellow and white, powder coated
Material: Shade: Deepdrawn aluminium. Suspension: Silk mat brown, copper.
Weight: Max. 1.3kg.
Class: Ingress protection IP20. Electric shock protection II w/o ground.
Light source: 70W E27.



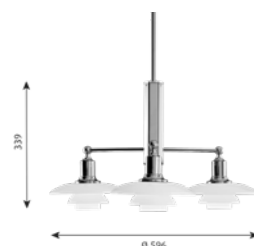
PH 2/1 Pendant Pendant
 Page: 84
 Design: Poul Henningsen

Finish: Brass metallised, black metallised or high lustre chrome plated. White opal glass.
Material: Shades: Mouth-blown white opal glass. Suspension: Brass metallised, black metallised or high lustre chrome plated, spun aluminium.
Weight: Max. 1.5kg.
Class: Ingress protection IP20. Electric shock protection II w/o ground.
Light source: 20W E14.

PH 4/3 Pendant Pendant
 Page: 94
 Design: Poul Henningsen



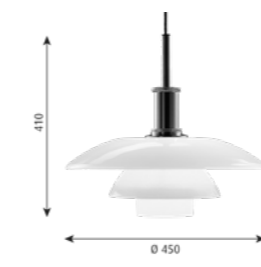
Finish: White, powder coated.
Material: Shades: Spun aluminium. Anti-glare disc: White, spun aluminium.
Weight: Max. 1kg.
Class: Ingress protection IP20. Electric shock protection I w. ground.
Light source: 60W E27.



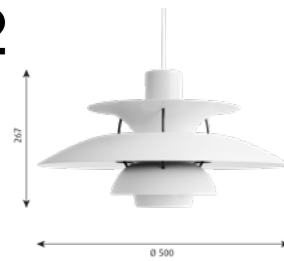
PH 2/1 Stem Fitting Pendant
 Page: 85
 Design: Poul Henningsen

Finish: High lustre chrome plated. White opal glass.
Material: Shades: Mouth-blown white opal glass. Body: High lustre chrome plated, brass. Socket cover: High lustre chrome plated, spun aluminium.
Weight: Max. 3.5kg.
Class: Ingress protection IP20. Electric shock protection II w/o ground.
Light source: 3x20W E14.

PH 4½-4 Glass Pendant Pendant
 Page: 96
 Design: Poul Henningsen



Finish: High lustre chrome plated. White opal glass.
Material: Shades: Mouth-blown matt white opal glass. Anti-glare disc: Purple, spun aluminium. Suspension: High lustre chrome plated, extruded aluminium.
Weight: Max. 3.5kg.
Class: Ingress protection IP20. Electric shock protection I w. ground.
Light source: 70W E27.



PH 5 / Monochrome
Pendant

Page: 98 / 100
Design: Poul Henningsen

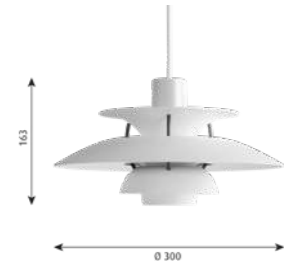
Finish: Classic (white) or Modern White: Matt powder coated. Monochrome Black, Monochrome Blue, Monochrome White, Hues of Blue, Hues of Green, Hues of Grey, Hues of Orange, Hues of Red, Hues of Rose: Matt wet painted. Metal versions: Polished brass or copper and white, matt powder coated. Please note that the copper and brass surface is untreated. This means that the surface will change over time and develop a patina.

Material: Shades and anti-glare disc: Spun aluminium, spun copper or spun brass. Struts: rolled aluminium.

Weight: Max. 2.5kg.

Class: Ingress protection IP20. Electric shock protection II w/o ground.

Light source: 75W E27.



PH5 Mini / Monochrome
Pendant

Page: 102 / 104
Design: Poul Henningsen

Finish: Classic (white) or Modern White: Matt powder coated. Monochrome Black, Monochrome Blue, Monochrome White, Hues of Blue, Hues of Green, Hues of Grey, Hues of Orange, Hues of Red, Hues of Rose: Matt wet painted. Metal versions: Polished brass or copper and white, matt powder coated. Please note that the copper and brass surface is untreated. This means that the surface will change over time and develop a patina.

Material: Shades and anti-glare disc: Spun aluminium, spun copper or spun brass. Struts: rolled aluminium.

Weight: Max. 0.9kg.

Class: Ingress protection IP20. Electric shock protection II w/o ground.

Light source: 20W E14.



PH 5-4½ & PH 6½-6
Pendant

Page: 106
Design: Ebbe Christensen & Sophus
Frandsen, Poul Henningsen

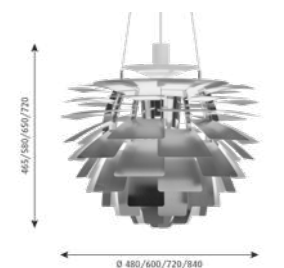
Finish: White.

Material: Shades: Spun aluminium. Anti-glare disc: Blue, spun aluminium. Struts: Rolled aluminium coloured.

Weight: Max. 6kg.

Class: Ingress protection IP20. Electric shock protection I w. ground.

Light source: 5-4½: 70W E27, 6½ 6: LED 2700K 96W, LED 3000K 96W.



PH Artichoke
Pendant


Page: 108
Design: Poul Henningsen

Finish: Copper, satin polished and coated with rose, wet painted inner side. Brass, copper or stainless steel, brushed and coated. White, wet painted. Polished stainless steel. Black, powder coated with white, wet painted inner side.

Material: Leaves: Laser cut brass, copper, stainless steel or steel. Top shade: White or black, spun steel, white on the bottom. Frame: High lustre chrome plated, laser cut steel. Suspension: High lustre chrome plated, spun aluminium.

Weight: Max. 27.5kg.

Light source: Ø480: 1x100W E27 Light source also LED 42W Dim2Warm, 3000K, Class: LED CL.I, Ø 600+Ø 720+Ø 840: 1x100W E27: LED 2700K 96W or LED 3000K 96W.



PH Artichoke Glass
Pendant

Page: 110
Design: Poul Henningsen

Finish: Clear glass, sandblasted.

Material: Leaves: Clear glass, sandblasted. Top shade: High lustre chrome plated or white, spun brass. Frame: High lustre chrome plated, laser cut brass. Suspension: High lustre chrome plated, spun aluminium.

Weight: Max. 27.5kg.

Class: Ingress protection IP20. Electric shock protection I w. ground.

Light source: Ø480: 1x100W E27, Ø 600: 1 x 100W E27: LED 2700K 59W: LED 3000K 59W, Ø 720: 1 x 1000W E27: LED 2700K 96W: LED 3000K 96W, Ø 840: 1 x 1000W E27: LED 2700K 96W: LED 3000K 96W.



PH Louvre
Pendant

Page: 112
Design: Poul Henningsen

Finish: White, wet painted.

Material: Shades: Spun aluminium. Frame: High lustre chrome plated, extruded brass. Housing: High lustre chrome plated, spun aluminium.

Weight: Max. 7kg.

Class: Ingress protection IP20. Electric shock protection I w. ground.

Light source: Integrated LED unit: LED 2700K 96W, LED 3000K 96W.



PH Snowball
Pendant

Page: 116
Design: Poul Henningsen

Finish: White, wet painted.

Material: Shades: Spun aluminium. Frame: High lustre chrome plated, die cast aluminium. Housing: High lustre chrome plated, spun aluminium.

Weight: Max. 3kg.

Class: Ingress protection IP20. Electric shock protection I w. ground.

Light source: 70W E27 Light source also LED 42W Dim2Warm, 3000K, Class: LED CL.I,



PH Septima
Pendant

Page: 114
Design: Poul Henningsen

Finish: Clear glass with sandblasted fields. Satin polished brass, untreated.

Material: Shades: Clear glass with sandblasted fields. Legs: Steel, brass metallised. Socket housing and canopy: Satin polished brass, untreated. Please note that the brass surface is untreated. The untreated brass will change over time and develop a patina.

Weight: Max. 7kg.

Class: Ingress protection IP20. Electric shock protection I w. ground.

Light source: 1x70W E27



OE Quasi Light
Pendant

Page: 80
Design: Olafur Eliasson

Finish: Clear lacquered, pickled aluminium.

Material: Frame: Aluminium. Reflector: Injection molded polycarbonate

Weight: Max. 21.2 kg.

Class: Ingress protection IP20. Electric shock protection I w. ground.

Light source: LED 2700K 118W Lumen: 2950



Toldbod 120/170/250/400/550
Pendant

Page: 118
Design: Louis Poulsen A/S

Finish: Black, White, Dark Rose, Light Grey or Blue-Grey. Mat coated.

Material: Shade: Spun aluminium. Reflector: Spun anodised aluminium.

Weight: Max. 0.5kg.

Class: Ingress protection IP20. Electric shock protection II w/o ground.

Light source: 33W QT-ax 14 G9.



Toldbod 155/220 Glass
Pendant

Page: 120
Design: Louis Poulsen A/S

Finish: White opal glass.

Material: Suspension: Brushed stainless steel. Shade: Mouth-blown white opal glass.

Weight: Max. 1kg.

Class: Ingress protection IP20. Electric shock protection II w/o ground.

Light source: Ø155: 1x33W QT-ax 14 G9, Ø220: 1x48W QT-ax 14 G9.



VL45 175/250/370
Pendant

Page: 122
Design: Vilhelm Lauritzen

Finish: Glossy white opal glass, untreated brushed brass

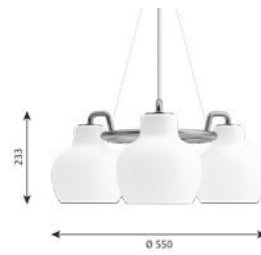
Material: Shade: Mouth-blown glossy white opal glass. Pendant tube: Brushed brass.

Weight: Max. 4kg.

Class: Ingress protection IP20. Electric shock protection I w. ground.

Light source: 100W E27 Light source also LED 42W Dim2Warm, 3000K, CL. I.

294



VL Ring Crown 1-3-5-7
Pendant

Page: 124
Design: Vilhelm Lauritzen

Finish: Glossy, mouthblown white opal glass. Satin polished brass, untreated.
Material: Shades: Mouth-blown, 3-layered, opal glass. Ring Crown wires: Stainless steel. Frame and canopy in untreated brass, will patinate. Pendant suspension: Untreated brass, will patinate. Wall lamp arm and wall-box: Untreated brass, will patinate.
Weight: 1: Max 1.2 kg. 3: max. 5.2 kg. 5: max 7.5 kg. 7: max. 9.9 kg
Class: Ingress protection IP20. Electric shock protection I w. Ground.
Light source: 3X40W E27



Wohlert
Pendant

Page: 126
Design: Vilhelm Wohlert

Finish: Matt white opal glass.
Material: Shade: Mouth-blown matt white opal glass. Pendant tube: Brushed steel.
Weight: Max. 4.5kg.
Class: Ingress protection IP20. Electric shock protection I w. ground.
Light source: 70W E27 Light source also LED 42W Dim2Warm, 3000K, Class I.



AJ Floor
Floor lamp

Page: 130
Design: Arne Jacobsen

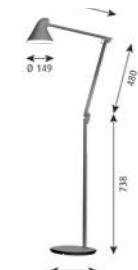
Finish: Stainless Steel, polished. White, Black, Aubergine, Dark Green, Dark Grey, Light Grey, Midnight Blue, Pale Petroleum, Rusty Red, Yellow Ochre, wet painted.
Material: Shade: Spun steel or stainless steel. Base: Die cast zinc or stainless steel. Stem: Steel or stainless steel.
Weight: Max. 3.5kg.
Class: Ingress protection IP20. Electric shock protection II w/o ground.
Light source: 20W E27.



Keglen
Floor lamp

Page: 44
Design: Jakob Lange - BIG Ideas

Finish: Black or white, matt, wet painted.
Material: Shade: Spun aluminium. Diffusor: Injection moulded PC. Base: Die Casted Aluminium. Stem: Machined Aluminium.
Weight: Max. 7.1kg.
Class: Ingress protection IP20. Class III.
Light source: LED Dim2Warm 18W (2000K-2700K, CRI>90 @ 2700K) LED 3000K 18W



NJP Floor
Floor lamp

Page: 132
Design: nendo

Finish: White, black, light alu grey or dark alu grey, powder coated.
Material: Base: Steel. Arms and lamp head: Aluminium. Joints: Anodized Aluminium. Stem: Aluminium.
Weight: Max. 11kg.
Class: Ingress protection IP20. Electric shock protection II w/o ground.
Light source: Integrated LED unit: 2700K 10W, LED 3000K 10W.



Panthella Floor
Floor lamp

Page: 134
Design: Verner Panton

Finish: White opal acrylic.
Material: Shade: Injection moulded white opal acrylic. Base: White, injection moulded ABS. Housing: White, injection moulded ABS. Stem: White, steel.
Weight: Max. 5kg.
Class: Ingress protection IP20. Electric shock protection II w/o ground.
Light source: 70W E27.



PH 3½-2½ Floor
Floor lamp

Page: 136
Design: Poul Henningsen



PH 4½-3½ Glass Floor
Floor lamp

Page: 137
Design: Poul Henningsen



PH 80
Floor lamp

Page: 138
Design: Poul Henningsen



VL38 Floor
Floor lamp

Page: 140
Design: Vilhelm Lauritzen



Yuh Floor
Floor lamp

Page: 142
Design: GamFratesi

Finish: Brass metallised, black metallised or high lustre chrome plated. White opal glass.
Material: Shades: Mouth-blown white opal glass. Top plate and base: Brass metallised, black metallised or high lustre chrome plated, spun brass. Stem: Brass metallised, black metallised or high lustre chrome plated, steel.
Weight: Max. 7.5kg.
Class: Ingress protection IP20. Electric shock protection II w/o ground.
Light source: 70W E27.

Finish: High lustre chrome plated. White opal glass.
Material: Shades: Mouth-blown white opal glass. Anti glare ring: Purple, spun aluminium. Top plate: High lustre chrome plated, spun brass. Base: High lustre chrome plated, spun brass. Stem: High lustre chrome plated, steel.
Weight: Max. 15kg.
Class: Ingress protection IP20. Electric shock protection II w/o ground.
Light source: 100W E27.

Finish: White opal acrylic. High lustre chrome plated.
Material: Shades: High pressure moulded white opal acrylic. Top shade: Black, high pressure moulded polycarbonate. Base: Black, high pressure moulded ABS. Stem: High lustre chrome plated, steel.
Weight: Max. 7.5kg.
Class: Ingress protection IP20. Electric shock protection II w/o ground.
Light source: 70W E27.

Finish: Untreated brushed brass. Black or White, powder coated.
Material: Base: Die cast aluminium. Shade: Spun aluminium. Stem: Brushed brass.
Weight: Max. 6.7kg.
Class: Ingress protection IP20. Electric shock protection II w/o ground.
Light source: Integrated LED unit: LED 2700K 10W.

Finish: White or black. Matt wet painted. Brass/Marble versions: White or black shade. Matt wet painted. Clear lacquered, brushed brass stem. Matt marble base.
Material: Shade: Die cast aluminium. Base: Die cast aluminium (wet painted) or brushed marble. Marble: Italian Nero Margiua or White Carrara. Stem: Extruded brass (wet painted or clear lacquered).
Weight: Max. 5.7kg.
Class: Ingress protection IP20. Electric shock protection II w/o ground.
Light source: Integrated LED unit: LED 2700K 10W.

295



AJ Mini
Table lamp

Page: 148
Design: Arne Jacobsen

Finish: Stainless Steel, polished. White, Black, Aubergine, Dark Green, Dark Grey, Light Grey, Midnight Blue, Pale Petroleum, Rusty Red, Yellow Ochre, wet painted.
Material: Shade: Spun steel or stainless steel. Base: Die cast zinc or stainless steel. Stem: Steel or stainless steel.
Weight: Max. 1.3kg.
Class: Ingress protection IP20. Electric shock protection II w/o ground.
Light source: 20W E14.



AJ Table
Table lamp

Page: 146
Design: Arne Jacobsen

Finish: Stainless Steel, polished. White, Black, Aubergine, Dark Green, Dark Grey, Light Grey, Midnight Blue, Pale Petroleum, Rusty Red, Yellow Ochre, wet painted.
Material: Shade: Spun steel or stainless steel. Base: Die cast zinc or stainless steel. Stem: Steel or stainless steel.
Weight: Max. 2.5kg.
Class: Ingress protection IP20. Electric shock protection II w/o ground.
Light source: 20W E27.



Keglén
Table lamp

Page: 44
Design: Jakob Lange - BIG Ideas

Finish: Black or white, matt, wet painted.
Material: Shade: Spun aluminium. Diffuser: Injection moulded PC. Base: Die Casted Aluminium. Stem: Machined Aluminium.
Weight: Max. 1.3kg.
Class: Ingress protection IP20. Class III.
Light source: LED Dim2Warm 6,5W (2000K-2700K, CRI>90 @ 2700K) LED 3000K 6,5W



NJP Table
Table lamp

Page: 150
Design: nendo

Finish: White, black, light alu grey or dark alu grey, powder coated.
Material: Base: Steel. Arms and lamp head: Aluminium. Joints: Anodised aluminium.
Weight: Max. 4.8kg.
Class: Ingress protection IP20. Electric shock protection II w/o ground.
Light source: Integrated LED unit: LED 2700K 10W, LED 3000K 10W.



Panthella Portable
Table lamp

Page: 156
Design: Verner Panton

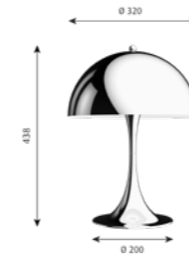
Finish: White opal acrylic shade with white stand. Grey opal acrylic shade with high lustre chrome stand.
Material: Shade: Injection moulded opal grey acrylic or white acrylic. Base: Die cast aluminium
Weight: Max. 0.35kg.
Class: Ingress protection IP44. Electric shock protection III.
Light source: Fitted LED 27K.



Panthella Table 400
Table lamp

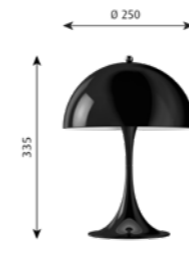
Page: 152
Design: Verner Panton

Finish: White opal acrylic.
Material: Shade: Injection moulded white opal acrylic. Base: White, injection moulded ABS. Housing: White, injection moulded ABS.
Weight: Max. 3.5kg.
Class: Ingress protection IP20. Electric shock protection II w/o ground.
Light source: 60W E27.



Panthella Table 320
Table lamp

Page: 34
Design: Verner Panton



Panthella Mini Table
Table lamp

Page: 36 / 154
Design: Verner Panton



PH 2/1 Table
Table lamp

Page: 158
Design: Poul Henningsen



PH 2/2 The Question Mark - Limited Edition
Table lamp

Page: 57
Design: Poul Henningsen



PH 3/2 Table
Table lamp

Page: 160
Design: Poul Henningsen



PH 3½-2½ Glass Table
Table lamp

Page: 158
Design: Poul Henningsen

Finish: White opal acrylic shade with white stand. Grey opal acrylic shade with high lustre chrome stand. High lustre chrome shade and stand. Brass metallised shade and stand.

Material: Shade: Injection moulded acrylic or deep drawn steel. Base and Housing: Cast aluminium.

Weight: Max. 1.5kg.

Class: Ingress protection IP20. Electric shock protection II w/o ground.

Light source: 1x7.5W E14

Finish: White opal acrylic shade with white stand. Grey opal acrylic shade with high lustre chrome stand. High lustre chrome shade and stand. Brass metallised shade and stand. White, Black or Orange, powder coated, shade and stand.

Material: Shade: Injection moulded acrylic or deep drawn steel. Base and Housing: Cast aluminium. Diffuser: Injection moulded opal pmma.

Weight: Max. 1.2kg.

Class: Ingress protection IP23. Electric shock protection III.

Light source: LED 2700K 2.5W
Lumen: 230

Finish: Brass metallised, black metallised or high lustre chrome plated. White opal glass.

Material: Shades: Mouth-blown white opal glass. Top plate: Brass metallised, black metallised or high lustre chrome plated, machined brass. Base and stem: Brass metallised, black metallised or high lustre chrome plated, brass.

Weight: Max. 1,5kg.

Class: Ingress protection IP20. Electric shock protection II w/o ground.

Light source: 33W QT-ax 14 G9.

Finish: Untreated brushed brass with fine hairlines. White opal glass.

Material: Shades: Mouth-blown opal 3-layered glass. Glossy on the outside, sandblasted on the inside. Socket housing, shade holder, stem, base and switch: Brass, brushed and untreated. Please note the untreated brass will patinate.

Weight: Max. 1.9kg.

Class: Ingress protection IP20. Electric shock protection II w/o ground.

Light source: E27/E26. Max. 25W.

Finish: Brass metallised, black metallised or high lustre chrome plated. White opal glass.

Material: Shades: Mouth-blown white opal glass. Top plate: Brass metallised, black metallised or high lustre chrome plated, spun brass. Base and stem: Brass metallised, black metallised or high lustre chrome plated, brass.

Weight: Max. 2.5kg.

Class: Ingress protection IP20. Electric shock protection II w/o ground.

Light source: 40W E14.

Finish: Brass metallised, black metallised or high lustre chrome plated. White opal glass.

Material: Shades: Mouth-blown white opal glass. Top plate: Brass metallised, black metallised or high lustre chrome plated, spun brass. Base and stem: Brass metallised, black metallised or high lustre chrome plated, brass.

Weight: Max. 3kg.

Class: Ingress protection IP20. Electric shock protection II w/o ground.

Light source: 60W E14.



PH 3 1/2-2 1/2 Table

Table lamp

Page: 162

Design: Poul Henningsen

Finish: Red, green, yellow and white, powder coated.
Material: Top shade: Spun aluminium.
 Other shades: Mouth-blown white opal glass.
 Shade holder: Silk matt brown brass.
 Stand: Silk matt brown brass.
Weight: Max. 3.5kg.
Class: Ingress protection IP20. Electric shock protection II w/o ground.
Light source: 60W E14.



PH 4/3 Table

Table lamp

Page: 163

Design: Poul Henningsen

Finish: White, powder coated. High lustre chrome plated.
Material: Shades: Spun aluminium.
 Base: High lustre chrome plated, spun brass.
 Stem: High lustre chrome plated, steel.
 Triangular piece: Black sandblasted, injection moulded bakelite.
Weight: Max. 2kg.
Class: Ingress protection IP20. Electric shock protection II w/o ground.
Light source: 100W E27.



PH 4 1/2-3 1/2 Glass Table

Table lamp

Page: 164

Design: Poul Henningsen

Finish: High lustre chrome plated. White opal glass.
Material: Shades: Mouth-blown white opal glass. Anti glare ring: Purple, spun aluminium. Top plate: High lustre chrome plated, spun brass. Base: High lustre chrome plated, spun brass. Stem: High lustre chrome plated, steel.
Weight: Max. 9kg.
Class: Ingress protection IP20. Electric shock protection II w/o ground.
Light source: 100W E27.



Yuh Table

Table lamp

Page: 166

Design: GamFratesi

Finish: White or black. Matt wet painted. Brass/Marble versions: White or black shade. Matt wet painted. Clear lacquered, brushed brass stem. Matt marble base.
Material: Shade: Die cast aluminium. Base: Die cast aluminium (wet painted) or brushed marble. Marble: Italian Nero Margiua or White Carrara. Stem: Extruded brass (wet painted or clear lacquered).
Weight: Max. 3.6kg.
Class: Ingress protection IP20. Electric shock protection II w/o ground.
Light source: Integrated LED unit: LED 2700K 10W.



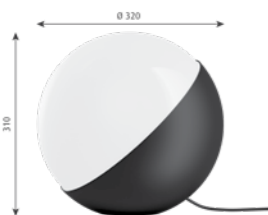
VL38 Table

Table lamp

Page: 168

Design: Vilhelm Lauritzen

Finish: Untreated brushed brass. Black or White, powder coated.
Material: Base: Die cast aluminium.
 Shade: Spun aluminium.
 Stem: Brushed brass.
Weight: Max. 3kg.
Class: Ingress protection IP20. Electric shock protection II w/o ground.
Light source: Integrated LED unit: LED 2700K 10W.



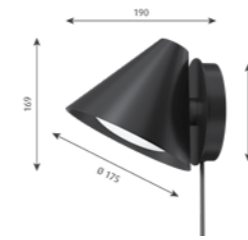
VL Studio 150/250/320

Table/floor lamp

Page: 42

Design: Vilhelm Lauritzen

Finish: Matt black, wet painted or brushed brass with fine hairlines. White opal glass, glossy. EU/UK/JP: Unlacquered brass which will develop a patina. AU/KR/CN/JP/US: Clear lacquered brass.
Material: Glass: Mouth-blown, 3-layered opal glass, glossy.
 Housing: Deep drawn aluminum or brass.
 EU/UK/JP: Please note the untreated brass will patinate.
Weight: Max. 2.1kg. Preliminary. Max. 5.5kg. Preliminary. Max. 9.5kg. Preliminary.
Class: Ingress protection IP20. Electric shock protection II.
Light source: Ø150 G9 (Max. 5W). Ø250 and Ø320 E26/27 (Max 15W).



Keglen

Wall lamp

Page: 44

Design: Jakob Lange - BIG Ideas

Finish: Black or white, matt, wet painted.
Material: Shade: Spun aluminium.
 Diffusor: Injection moulded PC.
 Wall box: Die Casted Aluminum.
Weight: Max. 1kg.
Class: Ingress protection IP20. Class II.
Light source: LED Dim2Warm 6,5W (2000K-2700K, CRI>90 @ 2700K)
 LED 3000K 6,5W



PH 2/1 Wall

Wall lamp

Page: 174

Design: Poul Henningsen

Finish: White opal glass. High lustre chrome plated.
Material: Shades: Mouth-blown white opal glass.
 Wall box: High lustre chrome plated, spun brass.
 Suspension: High lustre chrome plated, spun aluminium.
 Arm: High lustre chrome plated, brass.
Weight: Max. 1.5kg.
Class: Ingress protection IP20. Electric shock protection II w/o ground.
Light source: 20W E14.



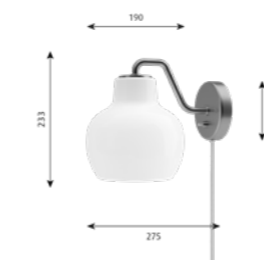
PH 3/2 Wall

Wall lamp

Page: 175

Design: Poul Henningsen

Finish: White opal glass. High lustre chrome plated.
Material: Shades: Mouth-blown white opal glass.
 Top plate: High lustre chrome plated, spun brass.
 Wall box: High lustre chrome plated, spun brass.
 Arm: High lustre chrome plated, brass.
Weight: Max. 2.5kg.
Class: Ingress protection IP20. Electric shock protection II w/o ground.
Light source: 40W E14.



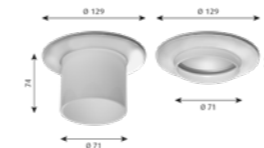
VL Ring Crown Wall 1-2

Wall lamp

Page: 180

Design: Vilhelm Lauritzen

Finish: Glossy, mouthblown white opal glass. Satin polished brass, untreated.
Material: Shades: Mouth-blown, 3-layered, opal glass. Ring Crown wires: Stainless steel. Frame and canopy in untreated brass, will patinate. Pendant suspension: Untreated brass, will patinate. Wall lamp arm and wall-box: Untreated brass, will patinate.
Weight: 1: Max. 7.5kg. 2: Max. 9.9kg.
Class: Ingress protection IP20. Electric shock protection I w. Ground.
Light source: 3X40W E27



AH Mini

Recessed

Page: 190

Design: Alfred Homann

Finish: White, wet painted
Material: Ring: Die cast aluminium.
 Glass: White opal glass.
Weight: Max. 0.5kg.
Class: Ingress protection IP20. Electric shock protection II w/o ground.
Light source: Integrated LED unit: 15W LED 3000K.



Ballerup

Recessed

Page: 191

Design: C. J. Nørgaard Pedersen & P. Hougaard Nielsen

Finish: White, powder coated. White opal glass.
Material: Diffuser: Mouth-blown white opal glass.
 Housing: Spun steel.
Weight: Max. 3.6kg.
Class: Ingress protection IP20. Electric shock protection I w. ground.
Light source: Integrated LED unit: LED 3000K 16W.

300



Ballerup Mini
Recessed

Page: 191
Design: C. J. Norgaard Pedersen
& P. Hougaard Nielsen

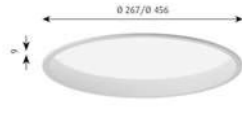
Finish: White, powder coated. White opal glass.
Material: Diffuser: Mouth-blown white opal glass.
Ring: Punched steel.
Weight: Max. 0.5kg.
Class: Ingress protection IP20. Electric shock protection II w/o ground.
Light source: Integrated LED unit: LED 3000K 15W.



Basic Mini
Recessed

Page: 192
Design: Louis Poulsen A/S

Finish: White, powder coated.
Material: Rings: Punched steel.
Weight: Max. 0.5kg.
Class: Ingress protection IP20. Electric shock protection II w/o ground.
Light source: LED 3000K 15W.



LP Circle Recessed
Recessed

Page: 193
Design: Mikkel Beedholm/
KHR Arkitekter

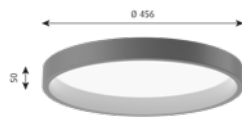
Finish: White, Black, Pale Petroleum or Yellow. Powder coated.
Material: Reflector: Deep drawn aluminium.
Diffuser: Acrylic, frosted.
Installation lock: Polyamide.
Weight: Max. 3kg. (Ø 260). Max. 5kg. (Ø 450).
Class: Ingress protection IP20. Electric shock protection I.
Light source: Integrated LED unit: Ø 260: LED 3000K 13W, LED 4000K 13W, LED Kelvin adjustable 16W. Integrated LED unit: Ø 450: LED 3000K 25W, LED 4000K 25W, LED Kelvin adjustable 26W.



Munkegaard
Recessed

Page: 196
Design: Arne Jacobsen

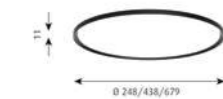
Finish: High lustre chrome plated or satin chrome plated. Matt-white acrylic/
toughened clear glass.
Material: Shade: 2 layer: matt-white acrylic and toughened glass.
Edge ring: High lustre chrome plated or satin chrome plated, brass.
Weight: Max. 7kg.
Class: Ingress protection IP20. Electric shock protection I w. ground.
Light source: Integrated LED unit: Ø 265: LED 3000K 15W. Ø 460: LED 3000K 30W
Ø 525: LED 3000K 42W



LP Circle Semi Recessed
Recessed

Page: 167
Design: Mikkel Beedholm/
KHR Arkitekter

Finish: White, Black, Pale Petroleum or Yellow. Powder coated
Material: Reflector: Extruded aluminium.
Diffuser: Acrylic, frosted.
Installation lock: Polyamide.
Weight: Max. 3kg. (Ø 260). Max. 5kg. (Ø 450).
Class: Ingress protection IP20. Electric shock protection I.
Light source: Integrated LED unit: Ø 260: LED 3000K 13W, LED 4000K 13W,
LED Kelvin adjustable 16W. Integrated LED unit: Ø 450: LED 3000K 25W,
LED 4000K 25W, LED Kelvin adjustable 26W.



LP Slim Round Recessed
Recessed

Page: 193
Design: Louis Poulsen

Finish: White, aluminium grey or black, powder coated.
Material: Reflector: Die cast aluminium.
Diffuser: Acrylic, opal.
Installation lock: Aluminium.
Weight: Max 8kg.
Class: Ingress protection IP20. Electric shock protection I.
Light source: Integrated LED unit: Ø 260 + Ø 450: LED 3000K
13W: LED Kelvin Adjustable, LED 3000K 25W, LED 4000K 13W.
LED 4000K 25W



LP Slim Round Semi Recessed
Recessed

Page: 194
Design: Louis Poulsen

Finish: White, aluminium grey or black, powder coated.
Material: Reflector: Die cast aluminium.
Diffuser: Acrylic, opal.
Installation lock: Aluminium.
Weight: Max: 8kg
Class: Ingress protection IP20. Electric shock protection I.
Light source: Integrated LED unit: Ø 260 + Ø 450: LED 3000K 13W: LED Kelvin
Adjustable, LED 3000K 25W, LED 4000K 13W. LED 4000K 25W



LP Circle Surface Mounted
Surface Mounted

Page: 202
Design: Mikkel Beedholm/
KHR Arkitekter

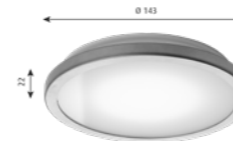
Finish: White, Black, Pale Petroleum or Yellow. Powder coated.
Material: Reflector: Extruded aluminium.
Diffuser: Acrylic, frosted.
Top: Aluminium.
Weight: Max 2,3kg. (Ø 260). Max 5kg. (Ø 450).
Class: Ingress protection IP20. Electric shock protection I.
Light source: Integrated LED unit: Ø 260+Ø 450: LED 3000K 13W : Kelvin adjustable,
LED 3000K 25W, LED 4000K 13W. LED 4000K 25W.



LP Grand Surface Mounted
Surface Mounted

Page: 204 / 227
Design: Christian Flindt


Finish: Reflector: Mat white satin finish, Outer shade (outside): Mat (Black and
Champagne) or gloss (white), wet painted surface, Diffuser: Glossy.
Material: Top reflector: Ø 580: ABS, Ø 880/Ø 1480: PE, Bottom reflector: PE,
Housing Ø 580: ABS, Ø 880/Ø1480: PE, Outer shade: Ø 580/Ø 880:
ABS, Ø 1480: PUR, Diffuser: PMMA.
Weight: Max. Ø 580: 6kg, Ø 880: 16kg, Ø 1480: 55kg.
Class: Class: Ingress protection IP20. Electric shock protection I w. ground.
Light source: Integrated LED unit: Ø 580: LED 3000K 59W. Ø 880: LED 3000K 109W.
Ø 1480: LED 3000K 199W.



Munkegaard Mini
Recessed

Page: 197
Design: Arne Jacobsen

Finish: Metal stainless steel satin. Opal white.
Material: Diffuser: Opal acrylic.
Trim ring: Stainless steel.
Weight: Max. 0.5kg.
Class: Ingress protection IP20. Electric shock protection II w/o ground.
Light source: Integrated LED unit: LED 3000K 15W.



Ripis
Surface Mounted

Page: 207 / 232
Design: Jakob Wagner

Finish: White opal diffuser and clear reflective front. Satin matt white.
Material: Rear housing: Injection molded polycarbonate.
Diffuser: Opalescent PMMA.
Clear front: Clear UV resistant polycarbonate.
Weight: Max. 3.7kg
Class: Ingress protection IP20. Electric shock protection I.
Light source: Integrated LED unit: Ø 310: LED 3000K 13W. Ø 500: LED 3000K 25W.



LP Slim Round Surface Mounted
Surface Mounted

Page: 206 / 228
Design: Louis Poulsen

Finish: White, aluminium grey or black, powder coated.
Material: Reflector: Die cast aluminium.
Diffuser: Acrylic, opal.
Installation lock: Aluminium.
Weight: Max: 8kg.
Class: Ingress protection IP20. Electric shock protection I w/o ground.
Light source: Integrated LED unit: Ø 250+Ø 440+Ø 680: LED 3000K 13W: LED 4000K
13W: LED Kelvin Adjustable, LED 3000K 25W: LED 4000K 25W: LED 3000K
53W: LED 4000K 53W.

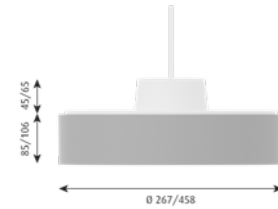
301



LP Charisma King
Suspended

Page: 214
Design: PLH design as

Finish: Aluminium coloured, wet painted or white, powder coated. Clear acrylic.
Material: Cone: Injection moulded clear acrylic.
Shades: Injection moulded opal polycarbonate.
Reflector: Spun aluminium.
Ring: Die cast aluminium.
Housing: Spun aluminium.
Struts: Die cast aluminium.
Weight: Max. 6kg.
Class: Ingress protection IP20. Electric shock protection I w. ground.
Light source: Integrated LED unit: LED 3000K 39W.



LP Circle Suspended
Suspended

Page: 212
Design: Mikkel Beedholm/
KHR Arkitekter

Finish: White, Black, Pale Petroleum or Yellow. Powder coated.
Material: Reflector: Deep drawn aluminium.
Diffuser: Acrylic, frosted.
Weight: Max 2.3kg. (Ø260). Max 5kg. (Ø450).
Class: Ingress protection IP20. Electric shock protection I w/o ground.
Light source: Integrated LED unit: Ø 260+Ø 450: LED 3000K 13W : Kelvin adjustable, LED 3000K 25W, LED 4000K 13W. LED 4000K 25W.



LP Cité
Suspended

Page: 216
Design: Julie Richoz

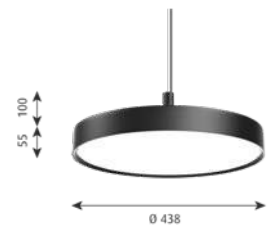
Finish: Shades: Mat white powder coated, Top: Aluminium coloured powder coated, Reflector: Powder coated high reflective white, Diffuser: Glossy.
Material: Shade: Aluminium.
Top: Die-cast aluminium.
Reflector: Aluminium,
Diffuser: PMMA.
Wire: High tensile steel.
Weight: Max. 8kg.
Class: Ingress protection IP20. Electric shock protection I w. ground.
Light source: Integrated LED unit: LED 3000K 51W.



LP Grand Suspended
Suspended

Page: 217
Design: Christian Flindt


Finish: Reflector: Mat white satin finish, Outer shade (outside): Mat (Black and Champagne) or gloss (white), wet painted surface, Diffuser: Glossy.
Material: Top reflector: Ø 580: ABS, Ø 880/Ø 1480: PE, Bottom reflector: PE, Housing Ø 580: ABS, Ø 880/Ø1480: PE, Outer shade: Ø 580/Ø 880: ABS, Ø 1480: PUR, Diffuser: PMMA.
Weight: Max. Ø 580: 6kg, Ø 880: 16kg, Ø 1480: 55kg.
Class: Ingress protection IP20. Electric shock protection I w. ground.
Light source: Integrated LED unit: Ø 580: LED 3000K 59W. Ø 880: LED 3000K 109W. Ø 1480: LED 3000K 199W.



LP Slim Round Suspended
Suspended

Page: 220
Design: Louis Poulsen

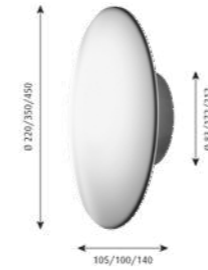
Finish: White, aluminium grey or black, powder coated.
Material: Reflector: Die cast aluminium.
Diffuser: Acrylic, opal.
Installation lock: Aluminium.
Weight: Max: 9.6kg.
Class: Ingress protection IP20. Electric shock protection I w. ground.
Light source: Ø 250+Ø 440+Ø 680: LED 3000K 13W /LED 4000K 13W/Kelvin adjustable/ LED 3000K 25W/LED 4000K 25W/ LED



Silverback Suspended
KiBiSi

Page: 221
Design: KiBiSi

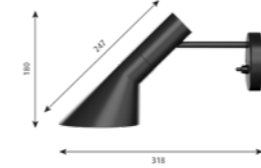
Finish: Ø 295: Top: ASA white structure. Shade: Opal and alu-metallised. Ø 440: Top: Aluminium powder coated white. Shade: Opal and alu-metallised.
Material: Ø 295: Fixture body: Die cast aluminium powder coated white. Top: Injection moulded plastic white structure. Shade: Opal PMMA and semi-metallised PC. Ø 440: Fixture body: Die-stamped steel sheet, powder coated, white. Top: Die-stamped aluminium, powder coated white. Shade: Opal PMMA and semi-metallised PC.
Weight: Max. 4.5kg.
Class: Ingress protection class IP20, Electric shock protection I w. ground.
Light source: Integrated LED unit: Ø 295: LED 3000K 9,8W, Ø440: LED 3000K 32W.



AJ Eklipta
Wall lamp

Page: 200 / 224 / 241
Design: Arne Jacobsen

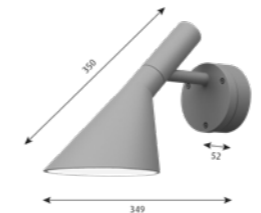
Finish: White, powder coated. White opal glass.
Material: Ceiling/Wall box: Die cast aluminium or spun aluminium.
Diffuser: Mouth-blown white opal glass.
Weight: Max. 4kg.
Class: Ingress protection. LED ceiling/wall: IP20. Ø220: IP20. E27 Ø350/450 Ceiling: IP20. E27 Ø350/450 Wall: IP44. Electric shock protection I w. ground.
Light source: Integrated LED unit: Ø 220: LED 2700K 7,8W, 40W QT ax-14 G9 Ø 350: LED 3000K 8,8W, 60W E27. Ø 450 LED 3000K 23W. 70W E27



AJ Wall
Wall lamp

Page: 172
Design: Arne Jacobsen


Finish: Stainless Steel, polished. White, Black, Aubergine, Dark Green, Dark Grey, Light Grey, Midnight Blue, Pale Petroleum, Rusty Red, Yellow Ochre, wet painted.
Material: Shade: Spun steel or stainless steel.
Base: Die cast zinc or stainless steel.
Stern: Steel or stainless steel.
Weight: Max. 1kg.
Class: Ingress protection IP20. Electric shock protection II w/o ground.
Light source: 20W E14.



AJ 50 Wall
Wall lamp

Page: 240
Design: Arne Jacobsen

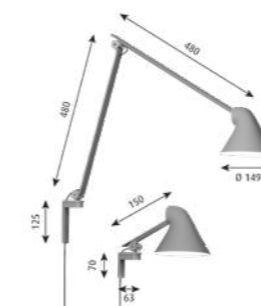
Finish: White, black or aluminium coloured with textured surface, powder coated.
Material: Shade: Die cast aluminium.
Wall box: Die cast aluminium.
Arm: Die cast aluminium.
Weight: Max. 2kg.
Class: Ingress protection IP65. Electric shock protection I w. ground. IK06.
Light source: Integrated LED unit: LED 3000K 9W.



Flindt Wall 200/300/400
Wall lamp

Page: 226 / 244
Design: Christian Flindt

Finish: Aluminum coloured, white or corten coloured. Textured surface, powder coated.
Material: Front and back housing: Die casted.
Light Engine: Die casted aluminum and injection molded acrylic.
Weight: Max. 4.5kg.
Class: Ingress protection IP65. Electric shock protection I w. ground. Ø200: IK08.Ø300/400: IK09.
Light source: Integrated LED unit: Ø 200: LED 2700/3000K 10W. Ø 300: LED 2700/3000K 16W. Ø 400: LED 2700/3000K 20W.



NJP Wall
Wall lamp

Page: 230
Design: nendo

Finish: White, black, light alu grey or dark alu grey, powder coated.
Material: Arms and lamp head: Aluminium.
Joints: Anodized Aluminium.
Wall bracket: Aluminium.
Weight: Min. 1.4kg. Max. 3.2kg.
Class: Ingress protection IP20. Electric shock protection II w/o ground.
Light source: Integrated LED unit: LED 2700K 10W: LED 3000K 10W



PH Hat
Wall lamp

Page: 176
Design: Poul Henningsen

Finish: White, wet painted.
Material: Shade: Spun steel.
Wall box: Spun steel.
Weight: Max. 2kg.
Class: Ingress protection IP20. Electric shock protection II w/o ground.
Light source: 20W E14.

304



VL38 Wall
Wall lamp

Page: 178
Design: Vilhelm Lauritzen

Finish: Untreated brushed brass. Black or White, powder coated.
Material: Wall box: Punched aluminium.
Shade: Spun aluminium.
Arm: Brushed brass.
Weight: Max: 1.3kg.
Class: Ingress protection IP20. Electric shock protection II w/o ground.
Light source: Integrated LED unit: LED 2700K 10W.



Yuh Wall
Wall lamp

Page: 182
Design: GamFratesi


Finish: White or black. Matt wet painted. Brass versions: White or black shade. Matt wet painted. Clear lacquered, brushed brass stem.
Material: Shade: Die cast aluminium. Base: Die cast aluminium (wet painted).
Stem: Extruded brass (wet painted or clear lacquered).
Weight: Max. 1.4kg.
Class: Ingress protection IP20. Electric shock protection II w/o ground.
Light source: Integrated LED unit: LED 2700K 10W.



Silverback
Ceiling/Wall

Page: 208 / 233
Design: KiBiSi

Finish: White opal and alu-metallised.
Material: Ø295: Rear housing: Die cast aluminium powder coated white. Shade: Opalescent PMMA and semi-metallised PC. Ø440: Rear housing: Die-stamped steel sheet, powder coated, white. Diffuser: Opalescent PMMA and semi-metallised PC.
Weight: Max. 3kg.
Class: Protection class IP20, Insulation class I.
Light source: Ø 295: LED 3000K 9.8W.
Ø 440: LED 3000K 32W.



Albertslund Wall
Wall lamp

Page: 243
Design: Jens Moller-Jensen

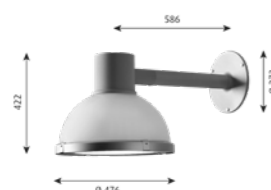
Finish: Galvanized, grey or white, powder coated.
Material: Enclosure: Clear glass or partly frosted glass. Saturn ring: Punched aluminium or galvanized, punched steel. Anti glare ring: Spun aluminium or galvanized, extruded steel. Housing: Die cast aluminium. Wall box: Die cast aluminium. Arm: Extruded aluminium.
Weight: Max. 3.5kg.
Class: Ingress protection IP44. Electric shock protection I w. ground. IK06.
Light source: 100W E27, 18W TC-TEL GX24q-2 HF.



Kipp Wall
Wall lamp

Page: 246
Design: Alfred Homann

Finish: Aluminium coloured with textured surface or graphite grey, powder coated.
Material: Diffuser: Injection moulded white opal acrylic. Top shade: Die cast aluminium. Enclosure: Injection moulded clear polycarbonate. Frame: Die cast aluminium. Wall box: Die cast aluminium. Arm: Extruded aluminium.
Weight: Max. 7.5kg.
Class: Ingress protection IP55. Electric shock protection I w. ground. IK10.
Light source: Integrated LED unit: LED 3000K 28W, LED 4000K 28W.




LP Icon Mini Opal Wall
Wall lamp

Page: 248
Design: Mads Odgård

Finish: Aluminium coloured with textured surface, powder coated.
Material: Shade: High pressure moulded white opal acrylic. Reflector: Metallized, high pressure moulded polycarbonate. Diffuser: Toughened clear glass with silk screen print. Housing: Die cast aluminium. Arm: Galvanized, steel.
Weight: Max. 9.5kg.
Class: Ingress protection IP66. Electric shock protection I w. ground, II w/o ground. IK06.
Light source: Integrated LED unit: LED 3000K 35W, LED 4000K 47W.

305



Nyhavn Wall
Wall lamp

Page: 249
Design: Alfred Homann
& Ole V. Kjær

Finish: Copper, brushed or white, wet painted.
Material: Shades: Spun aluminium or spun copper. Enclosure: Clear glass. Top: Spun aluminium or spun copper. Wall box: Die cast aluminium. Wall box cover: Spun aluminium or spun copper. Arm: Copperplated, red brass or steel.
Weight: Max. 4.5kg.
Class: Ingress protection IP44. Electric shock protection I w. ground.
Light source: 100W E27.



PH 3-2½ Wall
Wall lamp

Page: 250
Design: Poul Henningsen

Finish: Black, powder coated.
Material: Top shade: Spun stainless steel.
Middle/lower shade: Spun stainless steel.
Shadeholder: Form pressed glass.
Wall box: Die cast aluminium.
Wall box cover: Spun aluminium.
Arm: Stainless steel.
Weight: Max. 2.5kg.
Class: Ingress protection IP44. Electric shock protection I w. ground.
Light source: 60W E27.



PH Wall
Wall lamp

Page: 252
Design: Poul Henningsen

Finish: Copper, brushed.
Material: Shades: Spun copper.
Wall box: Copperplated, spun brass.
Arm: Copperplated, brass.
Weight: Max. 6kg.
Class: Ingress protection IP23. Electric shock protection I w. ground.
Light source: 100W E27.



Toldbod 155 Wall
Wall lamp

Page: 255
Design: Louis Poulsen A/S

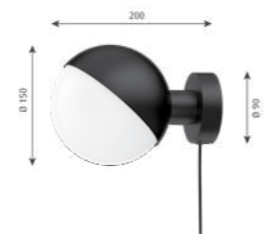
Finish: Aluminium coloured with textured surface or black with textured surface, powder coated.
Material: Fixture head: Chilled casting aluminium.
Shield: Laser cut acrylic satine.
Wall box: Die cast aluminium.
Arm: Chilled casting aluminium.
Weight: Max. 1.5kg.
Class: Ingress protection IP44. Electric shock protection I w. ground. IK05.
Light source: 40W E14.



Toldbod 220/290 Wall
Wall lamp

Page: 255
Design: Louis Poulsen A/S

Finish: Aluminium coloured with textured surface or black with textured surface, powder coated.
Material: Fixture head: Die cast aluminium.
Shield: Injection moulded clear polycarbonate.
Wall box: Die cast aluminium.
Arm: Extruded aluminium.
Weight: Max. 5kg.
Class: Ingress protection, Ø 220: IP43, IK09. Ø 290: IP44, LED: IP65, IK08. Electric shock protection I w. ground.
Light source: Ø 220: 100W E27, Ø 290: LED 3000K 27W.

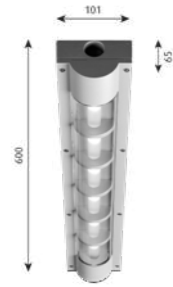


VL Studio
Wall lamp

Page: 42
Design: Vilhelm Lauritzen

Finish: Matt black, wet painted or brushed brass with fine hairlines. White opal glass, glossy. EU/UK/JP: Unlacquered brass which will develop a patina. AU/KR/CN/JP/US: Clear lacquered brass.
Material: Glass: Mouth-blown, 3-layered opal glass, glossy.
Housing: Deep drawn aluminium or brass.
Wall box: Die cast aluminium or forged brass.
Please note the untreated brass will patinate.
Weight: Max. 2.2kg Preliminary.
Class: Ingress protection IP20. Electric shock protection II.
Light source: Ø150 G9 (Max. 5W).


306



AL 600
Ceiling

Finish: Aluminium coloured with textured surface, powder coated.
Material: Housing: Die cast aluminium. Diffuser: Polycarbonate.
Weight: Max. 3kg.
Class: Ingress protection IP65. Electric shock protection II w/o ground. IK10.
Light source: Integrated LED unit: 6 POWER LED 3000K 6,5W, 6 POWER LED 3000K 10/15W.


Page: 242
Design: Mads Odgård



Skot Wall/Ceiling
Ceiling/Wall

Finish: Aluminium coloured or graphite with textured surface, powder coated.
Material: Diffuser: Injection moulded clear polycarbonate or injection moulded opal polycarbonate. Base/cross guard: Die cast aluminium.
Weight: Max. 2.5kg.
Class: Ingress protection IP66. Electric shock protection II w/o ground. IK10.
Light source: Integrated LED unit: LED 3000K/4000K 8,5W.
Shield/Diffuser: Half shaded opal, Half shaded clear.

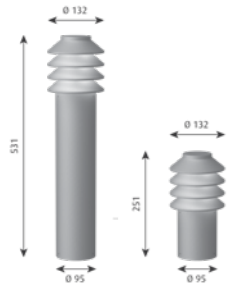
Page: 254
Design: LK as



Bysted
Bollards

Finish: Corten steel, raw.
Material: Fixture head: Die cast iron. Post: corten Steel. Base plate: Corten steel.
Weight: Max. 42,5kg.
Class: Ingress protection IP65. Electric shock protection II w/o ground. IK09.
Light source: Integrated LED unit: LED 3000K 24W, LED 3000K 24W.
Info notes: For in-ground installation or with baseplate.

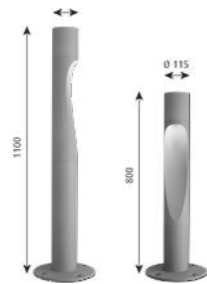
Page: 258
Design: Peter Bysted



Bysted Garden
Bollards

Finish: Aluminium coloured or corten coloured. Textured surface, powder coated.
Material: Top: Cast aluminium. Reflector part: Cast aluminium. Post: Extruded aluminium. Base plate, spike and anchor: Cast aluminium. Diffuser: PC
Weight: Max. 6kg. Preliminary
Class: Ingress protection w/spike: IP 65. Ingress protection w/anchor: IP 65 (Head), IP44 (Anchor). Ingress protection w/base plate: IP 65 (Head), IP44 (Baseplate). Electric shock protection III. IK06
Light source: LED 2700K, 3000K and 4000K (Alu colour only). No dimming. 17W.


Page: 48
Design: Peter Bysted



Flindt Bollard
Bollards

Finish: Aluminium coloured or corten coloured. Textured surface, powder coated.
Material: Top: Cast aluminium. Reflector part: Cast aluminium. Post: Extruded aluminium. Base plate: Cast aluminium.
Weight: Max 13kg.
Class: Ingress protection IP65. Electric shock protection I w. ground, II w/o ground. IK10.
Light source: Integrated LED unit: LED 3000K 15W, LED 4000K 15W.
Info notes: For in-ground installation, with anchorage unite or with baseplate.

Page: 260
Design: Christian Flindt



Flindt Garden
Bollards

Finish: Aluminium coloured or corten coloured. Textured surface, powder coated.
Material: Top: Cast aluminium. Reflector part: Cast aluminium. Post: Extruded aluminium. Base plate: Cast aluminium.
Weight: Max. 5kg.
Class: Ingress protection w/spike: IP 65. Ingress protection w/anchor: IP 65 (Head), IP44 (Anchor). Ingress protection w/base plate: IP 65 (Head), IP44 (Baseplate). Electric shock protection III. IK-Class: IK 5
Light source: LED 2700K, 3000K and 4000K. No dimming. 10W.
Info notes: For in-ground installation, with anchorage unite or with baseplate.

Page: 38
Design: Christian Flindt

307



H-Bollard
Bollards

Finish: Graphite grey or aluminium coloured. Textured surface, powder coated.
Material: Housing: Extruded aluminium. Cover: Aluminium. Opal cover: Acrylic.
Weight: Max. 7.6kg.
Class: Ingress protection IP55. Electric shock protection I.
Light source: Integrated LED unit: 724mm: LED 3000K 7W, 724mm: LED 4000K 7W 993mm: LED 3000K 12W, 993mm: LED 4000K 12W.

Page: 263
Design: Architekten Kreikenbaum & Heinemann



Kipp Bollard
Bollards

Finish: Aluminium coloured with textured surface or graphite grey, powder coated.
Material: Diffuser: Injection moulded white opal acrylic. Top shade: Die cast aluminium. Enclosure: Injection moulded clear polycarbonate. Frame: Die cast aluminium. Post: Extruded aluminium.
Weight: Max. 20kg.
Class: Ingress protection IP55. Electric shock protection I w. ground, II w/o ground. IK10
Light source: Integrated LED unit: LED 3000K 28W, LED 4000K 28W.
Info notes: For in-ground installation or with baseplate.

Page: 262
Design: Alfred Homann



PH 3-2 1/2 Bollard
Bollards

Finish: Black, powder coated.
Material: Top shade: Spun stainless steel. Middle/lower shade: Spun stainless steel. Shadeholder: Form pressed glass. Post: Stainless steel.
Weight: Max. 7kg.
Class: Ingress protection IP44. Electric shock protection I w. ground.
Light source: 60W E27.

Page: 264
Design: Poul Henningsen



Skot Bollard
Bollards

Finish: Aluminium coloured or graphite with textured surface, powder coated.
Material: Injection moulded clear polycarbonate or injection moulded opal polycarbonate. Base/cross guard: Die cast aluminium. U-post: Extruded aluminium.
Weight: Max. 11kg.
Class: Ingress protection IP66. Electric shock protection II w/o ground. IK10.
Light source: Integrated LED unit: LED 3000K 8,5W, LED 4000K 8,5W.
Info notes: For in-ground installation or with baseplate.


Page: 267
Design: LK as



Rubbie
Bollards

Finish: Black, rubber.
Material: Reflector: Metallised polycarbonate. Enclosure: Injection moulded clear polycarbonate. Top: EPDM rubber. Body: EPDM rubber.
Weight: Max. 17,5kg.
Class: Ingress protection IP65. Electric shock protection I and II. IK10.
Light source: LED 3000K 15W, LED 4000K 14W.

Page: 266
Design: Peter Bysted

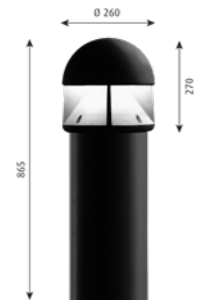


Toldbod 155 Bollard
Bollards

Finish: Aluminium coloured with textured surface or black with textured surface, powder coated.
Material: Fixture head: Chilled casting aluminium. Shield: Laser cut acrylic satine. Arm: Chilled casting aluminium. Post: Extruded aluminium.
Weight: Max. 2kg.
Class: Ingress protection IP44. Electric shock protection I w. ground. IK05
Light source: 1x40W E14.

Page: 268
Design: Louis Poulsen A/S

308



Waterfront Bollards

Page: 270
Design: Dan Borgen Haslov

Finish: Aluminium coloured with textured surface or graphite with textured surface, powder coated.
Material: Enclosure: Injection moulded clear polycarbonate. Housing: Die cast aluminium. Top: Die cast aluminium. Post: Extruded
Weight: Max. 18.5kg.
Class: Ingress protection IP65. Electric shock protection I w. ground, II w/o ground. IK10.
Light source: Integrated LED unit: LED 3000K 28W, LED 4000K 28W.
Info notes: For in-ground installation or with baseplate.



Albertslund Maxi Post

Page: 274
Design: Jens Moller-Jensen

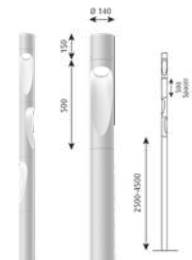
Finish: Aluminium coloured with textured surface, graphite with textured surface or grey, powder coated.
Material: Top shade: Form pressed glass fiber. Enclosure: Injection moulded clear polycarbonate. Heat sink/fixture housing: Die-cast aluminium. Base: Die cast aluminium. Struts: Stainless steel.
Weight: Max. 19kg.
Class: Ingress protection IP66. Electric shock protection I w. ground, II w/o ground. IK10.
Light source: Integrated LED unit: LED 3000K/4000K 55W.



Albertslund Mini Post

Page: 275
Design: Jens Moller-Jensen

Finish: Aluminium coloured with textured surface, graphite with textured surface or grey, powder coated.
Material: Top shade: Form pressed glass fibre. Enclosure: Injection moulded clear polycarbonate. Heat sink/fixture housing: Die-cast aluminium. Console: Die-cast aluminium. Struts: Stainless steel.
Weight: Max. 7.5kg.
Class: Ingress protection IP66. Electric shock protection I w. ground, II w/o ground. IK10.
Light source: Integrated LED unit: LED 3000K/4000K 34W.



Flindt Plaza Post

Page: 40
Design: Christian Flindt

Finish: Aluminium coloured or corten coloured. Textured surface, powder coated.
Material: Top: Cast aluminium. Head: Cast aluminium. Post: Extruded aluminium. Base plate: Cast aluminium. Diffuser: Polycarbonate.
Weight: Fixture head: Max. 9kg.
Class: Ingress protection IP66. Electric shock protection I w. ground, II w/o ground. IK10.
Light source: Integrated LED 2700K 33W



Homann Park Post

Page: 276
Design: Alfred Homann

Finish: Aluminium coloured with textured surface, powder coated.
Material: Lower diffuser: Injection moulded opal acrylic. Lower glass: Plate of clear polycarbonate. Upper diffuser: Injection moulded opal acrylic. Housing: Die cast aluminium. Base: Die cast aluminium.
Weight: Max. 7kg.
Class: Ingress protection IP66. Electric shock protection I w. ground, II w/o ground. IK09.
Light source: Integrated LED unit: LED 3000K 17W, LED 4000K 17W, LED 3000K 33W, LED 4000K 33W.



Kipp Post

Page: 278
Design: Alfred Homann

Finish: Aluminium coloured with textured surface or graphite grey, powder coated.
Material: Top shade: White or black, injection moulded ASA. Enclosure: Injection moulded clear polycarbonate. Frame: Die cast aluminium.
Weight: Max. 12kg.
Class: Ingress protection IP66. Electric shock protection I w. ground, II w/o ground. IK10.
Light source: Integrated LED unit: LED 3000K 30W, LED 4000K 30W, LED 3000K 66W, LED 4000K 66W.



LP Xperi Post

Page: 284
Design: Christian Flindt

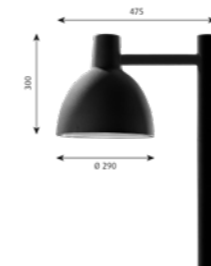
Finish: Aluminium coloured with textured surface, powder coated.
Material: Lower shade: Injection moulded clear polycarbonate. Housing die-cast aluminium.
Weight: Max. 7.1kg.
Class: Electric shock protection I w. ground, II w/o ground. IK class 10. IP class 66.
Light source: Integrated LED unit: LED 3000K 33W, LED 4000K 33W, LED 3000K 66W, LED 4000K 66W.



LP Nest Post

Page: 283
Design: Bystrup Architects

Finish: Aluminium coloured with textured surface or graphite with textured surface, powder coated.
Material: Frame/Louvre: High pressure moulded aluminium. Top shade: Spun aluminium. Reflector: Anodised aluminium. Enclosure: Clear glass.
Weight: Max. 8kg.
Class: Ingress protection IP66. Electric shock protection I w. ground, II w/o ground. IK09.
Light source: Integrated LED unit: LED 3000K 53W, LED 4000K 53W.



Toldbod 290 Post

Page: 285
Design: Louis Poulsen

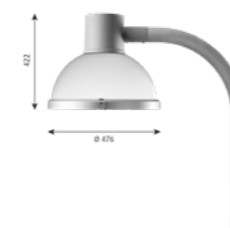
Finish: Aluminium coloured with textured surface or black with textured surface, powder coated.
Material: Fixture head: Die cast aluminium. Shield: Injection moulded clear polycarbonate. Pole top: Galvanized, steel.
Weight: Max. 8.1kg.
Class: Ingress protection IP65. Electric shock protection I w. ground, II w/o ground. IK08.
Light source: Integrated LED unit: LED 3000K 20W, LED 4000K 20W.



LP Capsule Post

Page: 280
Design: Carsten Fischer/
Henning Larsen

Finish: Aluminium coloured with textured surface, powder coated.
Material: Lower shade: Injection moulded clear polycarbonate. With glowing, diffuse opal light in rim. Upper Shade: Injection moulded opal impact resistant PMMA. Housing: Die-cast aluminium. Base: Die cast aluminium.
Weight: Max. 7.6kg.
Class: Ingress protection IP66. Electric shock protection I w. ground, II w/o ground. IK08.
Light source: Integrated LED unit: LED 3000K 17W, LED 4000K 17W, LED 3000K 32W, LED 4000K 32W.



LP Icon Mini Opal Post

Page: 282
Design: Mads Odgård

Finish: Aluminium coloured with textured surface, powder coated.
Material: Shade: High pressure moulded white opal acrylic. Reflector: Metallized, high pressure moulded polycarbonate. Diffuser LED: Toughened clear glass with silk screen print. Housing: Die cast aluminium.
Weight: Max. 9.5kg.
Class: Ingress protection IP66. Electric shock protection I w. ground, II w/o ground. IK06.
Light source: LED 3000K 35W, LED 4000K 35W, LED 3000K 47W, LED 4000K 47W.

309

Design to Shape Light

louispoulsen.com